




# What We Have

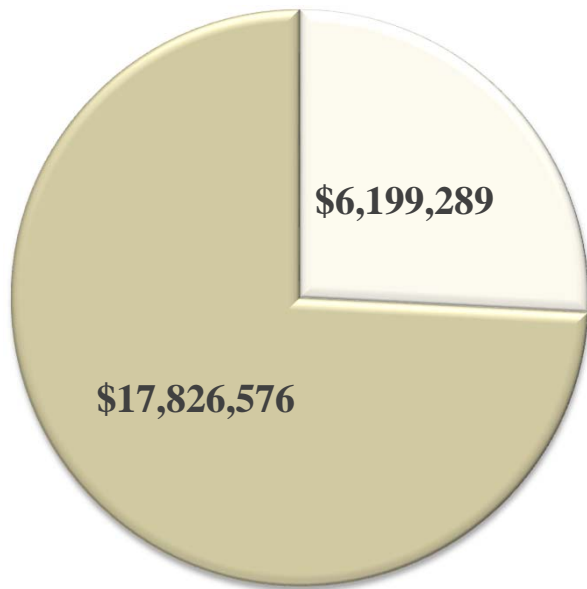




# FUND BALANCES 14 /15

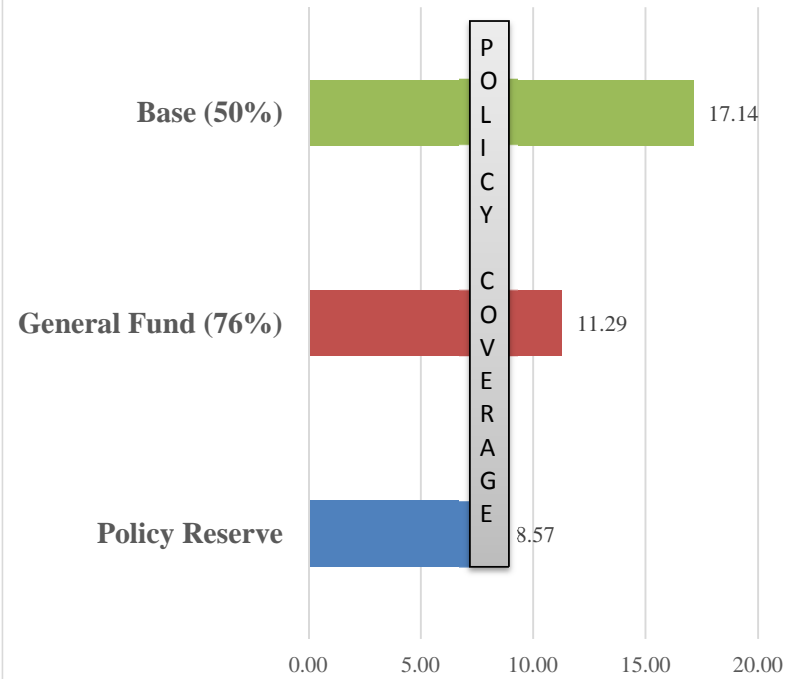
ADOPTED ESTIMATES-----							
FUND	JUNE 30, 2014	REVENUE	OPERATIONS	REV / EXP	CAPITAL	TRANSFERS	JUNE 30, 2015
<b>GENERAL FUND</b>							
UNRESERVED	950,641	11,708,000	11,285,453	422,547		(697,500)	675,688
FISCAL POLICY RESERVE	8,374,649					197,500	8,572,149
	<b>9,325,290</b>	<b>11,708,000</b>	<b>11,285,453</b>	<b>422,547</b>		<b>(500,000)</b>	<b>9,247,837</b>
<b>FIRE TAX FUND</b>							
FIRE PARCEL TAX	511,779	4,458,230	4,458,230	-		-	511,779
	<b>511,779</b>	<b>4,458,230</b>	<b>4,458,230</b>	<b>-</b>		<b>-</b>	<b>511,779</b>
<b>SPECIAL REVENUE FUNDS</b>							
GAS TAX	304,079	361,700	332,225	29,475		(250,000)	83,554
DRUG INTERVENTION	81,392	500	-	500		-	81,892
POLICE GRANTS (SLESF)	117,559	100,500	75,910	24,590		-	142,149
SPECIAL PROJECTS	853,914	116,000	11,550	104,450		(29,000)	929,364
CORRECTIONS	6,423	6,000	4,700	1,300		-	7,723
	<b>1,363,367</b>	<b>584,700</b>	<b>424,385</b>	<b>160,315</b>		<b>(279,000)</b>	<b>1,244,682</b>
<b>TRANSIT TAX FUNDS</b>							
TRANSIT PROP A	519,058	207,000	205,310	1,690			520,748
MEASURE R	100,135	128,000	-	128,000		(128,000)	100,135
TRANSIT PROP C	149,592	171,000	197,000	(26,000)			123,592
	<b>768,785</b>	<b>506,000</b>	<b>402,310</b>	<b>103,690</b>		<b>(128,000)</b>	<b>744,475</b>
<b>CAPITAL FUNDS</b>							
CAPITAL IMPROVEMENT	7,992,601	207,000	-	207,000	3,554,000	878,000	5,523,601
STABLE	183,945	31,000	1,000	30,000	35,000		178,945
SEWER	3,160,805	30,000	170,000	(140,000)	200,000	-	2,820,805
	<b>11,337,351</b>	<b>268,000</b>	<b>171,000</b>	<b>97,000</b>	<b>3,789,000</b>	<b>878,000</b>	<b>8,523,351</b>
<b>SHARED SERVICE FUNDS</b>							
EQUIP REPLACEMENT	2,674,727	446,000	430,000	16,000		29,000	2,719,727
INSURANCE	1,173,934	3,000	142,920	(139,920)		-	1,034,014
	<b>3,848,661</b>	<b>449,000</b>	<b>572,920</b>	<b>(123,920)</b>		<b>29,000</b>	<b>3,753,741</b>
<b>TOTAL</b>	<b>27,155,233</b>	<b>17,973,930</b>	<b>17,314,298</b>	<b>659,632</b>	<b>3,789,000</b>	<b>-</b>	<b>24,025,865</b>

**Funds Availability 14/15**



Available Restricted

**Policy Reserves 14/15**

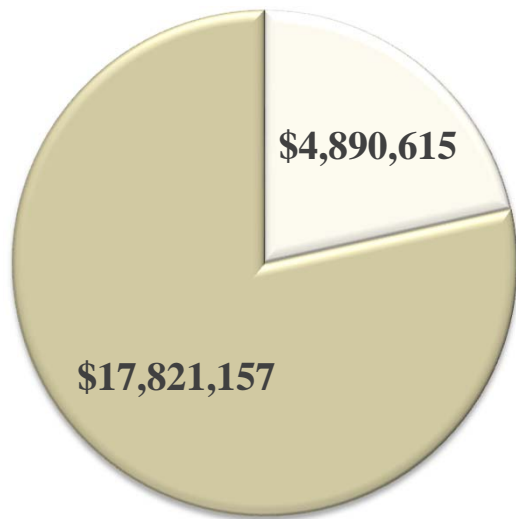




# FUND BALANCES 15/16

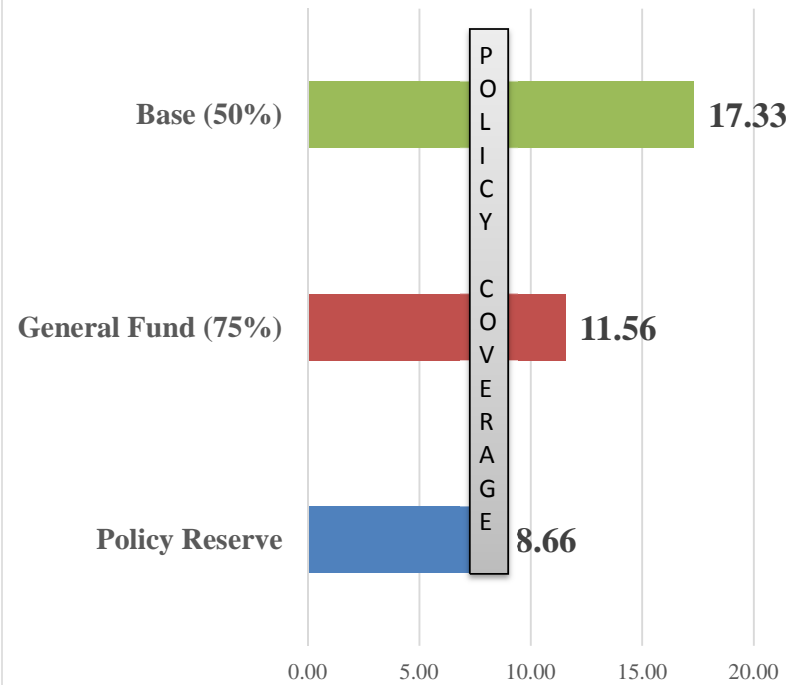
ADOPTED ESTIMATES-----							
FUND	JUNE 30, 2015	REVENUE	OPERATIONS	REV / EXP	CAPITAL	TRANSFERS	JUNE 30, 2016
<b>GENERAL FUND</b>							
UNRESERVED	675,688	12,060,000	11,563,608	496,392		(590,566)	581,514
FISCAL POLICY RESERVE	8,572,149					90,566	8,662,715
	<b>9,247,837</b>	<b>12,060,000</b>	<b>11,563,608</b>	<b>496,392</b>	-	<b>(500,000)</b>	<b>9,244,230</b>
<b>FIRE TAX FUND</b>							
FIRE PARCEL TAX	511,779	4,591,830	4,591,830	-		-	511,779
	<b>511,779</b>	<b>4,591,830</b>	<b>4,591,830</b>	-	-	-	<b>511,779</b>
<b>SPECIAL REVENUE FUNDS</b>							
GAS TAX	83,554	362,000	340,485	21,515		(50,000)	55,069
DRUG INTERVENTION	81,892	500	-	500		-	82,392
POLICE GRANTS (SLESF)	142,149	100,500	11,550	88,950		-	231,099
SPECIAL PROJECTS	929,364	112,000	-	112,000		-	1,041,364
CORRECTIONS	7,723	6,000	4,700	1,300		-	9,023
	<b>1,244,682</b>	<b>581,000</b>	<b>356,735</b>	<b>224,265</b>	-	<b>(50,000)</b>	<b>1,418,947</b>
<b>TRANSIT TAX FUNDS</b>							
TRANSIT PROP A	520,748	211,100	205,310	5,790			526,538
MEASURE R	100,135	130,500	-	130,500		(128,000)	102,635
TRANSIT PROP C	123,592	174,400	200,940	(26,540)			97,052
	<b>744,475</b>	<b>516,000</b>	<b>406,250</b>	<b>109,750</b>	-	<b>(128,000)</b>	<b>726,225</b>
<b>CAPITAL FUNDS</b>							
CAPITAL IMPROVEMENT	5,523,601	49,000	-	49,000	1,941,500	678,000	4,309,101
STABLE	178,945	31,600	-	31,600		-	210,545
SEWER	2,820,805	30,000	170,000	(140,000)	175,000	-	2,505,805
	<b>8,523,351</b>	<b>110,600</b>	<b>170,000</b>	<b>(59,400)</b>	<b>2,116,500</b>	<b>678,000</b>	<b>7,025,451</b>
<b>SHARED SERVICE FUNDS</b>							
EQUIP REPLACEMENT	2,719,727	435,400	140,000	295,400		-	3,015,127
INSURANCE	1,034,014	3,000	267,000	(264,000)		-	770,014
	<b>3,753,741</b>	<b>438,400</b>	<b>407,000</b>	<b>31,400</b>	-	-	<b>3,785,141</b>
<b>TOTAL</b>	<b>24,025,865</b>	<b>18,297,830</b>	<b>17,495,423</b>	<b>802,407</b>	<b>2,116,500</b>	-	<b>22,711,773</b>

**Funds Availability 15/16**



Available Restricted

**Policy Reserves 15/16**






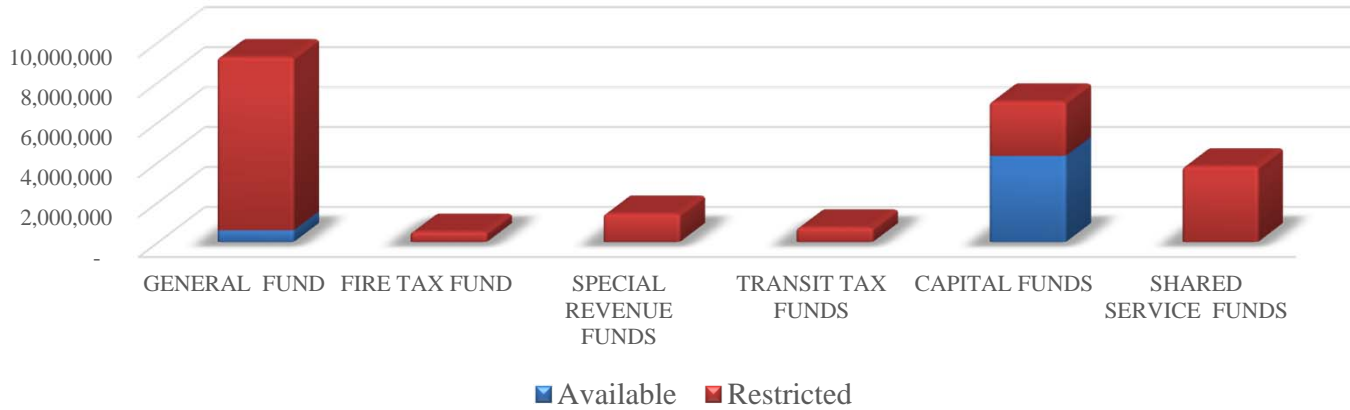
# FUND AVAILABILITIES

FUND	June 30, 2015		June 30, 2016	
	AVAILABLE	RESTRICTED	AVAILABLE	RESTRICTED
<b>GENERAL FUND</b>				
UNRESERVED	675,688	-	581,514	-
FISCAL POLICY RESERVE	-	8,572,149	-	8,662,715
	<b>675,688</b>	<b>8,572,149</b>	<b>581,514</b>	<b>8,662,715</b>
<b>FIRE TAX FUND</b>				
FIRE PARCEL TAX	-	511,779	-	511,779
	-	<b>511,779</b>	-	<b>511,779</b>
<b>SPECIAL REVENUE FUNDS</b>				
GAS TAX	-	83,554	-	55,069
DRUG INTERVENTION	-	81,892	-	82,392
POLICE GRANTS (SLESF)	-	142,149	-	231,099
SPECIAL PROJECTS	-	929,364	-	1,041,364
CORRECTIONS	-	7,723	-	9,023
	-	<b>1,244,682</b>	-	<b>1,418,947</b>
<b>TRANSIT TAX FUNDS</b>				
TRANSIT PROP A	-	520,748	-	526,538
MEASURE R	-	100,135	-	102,635
TRANSIT PROP C	-	123,592	-	97,052
	-	<b>744,475</b>	-	<b>726,225</b>
<b>CAPITAL FUNDS</b>				
CAPITAL IMPROVEMENT	5,523,601	-	4,309,101	-
STABLE	-	178,945	-	210,545
SEWER	-	2,820,805	-	2,505,805
	<b>5,523,601</b>	<b>2,999,750</b>	<b>4,309,101</b>	<b>2,716,350</b>
<b>SHARED SERVICES</b>				
EQUIP REPLACEMENT	-	2,719,727	-	3,015,127
INSURANCE	-	1,034,014	-	770,014
	-	<b>3,753,741</b>	-	<b>3,785,141</b>
<b>TOTAL</b>	<b>6,199,289</b>	<b>17,826,576</b>	<b>4,890,615</b>	<b>17,821,157</b>

### FY 14 /15 Fund Availabilities



### FY 15 /16 Fund Availabilities





# ESTIMATED FUND TRANSFERS 14/15

(FROM) / TO	<div style="display: flex; justify-content: space-around; font-size: small;"> <span>GEN FUND UNRESERVED</span> <span>GEN FUND FISCAL POLICY RESERVE</span> <span>GAS TAX</span> <span>MEASURE R</span> <span>CAPITAL IMPROVEMENT</span> <span>EQUIPMENT REPLACEMENT</span> <span>SPECIAL PROJECTS (AQMD)</span> </div>							Purpose	
<b>GENERAL FUND</b>								-	
UNRESERVED	(197,500)	197,500						-	To maintain 50% reserve level
UNRESERVED	(500,000)				500,000			-	To fund future capital projects
FISCAL POLICY RESERVE								-	
<b>FIRE TAX FUND</b>								-	
FIRE PARCEL TAX								-	
<b>SPECIAL REVENUE FUNDS</b>								-	
GAS TAX			(250,000)		250,000			-	To apply to road resurfacing
DRUG INTERVENTION								-	
POLICE GRANTS (SLESF)								-	
SPECIAL PROJECTS								-	
CORRECTIONS								-	
<b>TRANSIT TAX FUNDS</b>								-	
TRANSIT PROP A								-	
MEASURE R				(128,000)	128,000			-	To apply to road reconstruction
TRANSIT PROP C								-	
<b>CAPITAL FUNDS</b>								-	
CAPITAL IMPROVEMENT								-	
STABLE								-	
SEWER								-	
<b>SHARED SERVICES</b>								-	
EQUIP REPLACEMENT						29,000	(29,000)	-	To buy a police hybrid car using AQMD
INSURANCE								-	
<b>TOTAL</b>	<b>(697,500)</b>	<b>197,500</b>	<b>(250,000)</b>	<b>(128,000)</b>	<b>878,000</b>	<b>29,000</b>	<b>(29,000)</b>	<b>-</b>	
<b>TOTAL TRANSFERS OUT</b>								<b>(1,104,500)</b>	
<b>TOTAL TRANSFERS IN</b>								<b>1,104,500</b>	
								<b>-</b>	





# ESTIMATED FUND TRANSFERS 15/16

(FROM) / TO	GEN FUND UNRESERVED		GEN FUND FISCAL POLICY RESERVE		GAS TAX		MEASURE R		CAPITAL IMPROVEMENT		Purpose	
<b>GENERAL FUND</b>											-	
UNRESERVED	(90,566)	90,566									-	To maintain 50% reserve levels
UNRESERVED	(500,000)								500,000		-	To fund future Capital Projects
FISCAL POLICY RESERVE											-	
<b>FIRE TAX FUND</b>											-	
FIRE PARCEL TAX											-	
<b>SPECIAL REVENUE FUNDS</b>											-	
GAS TAX					(50,000)				50,000		-	To apply to road resurfacing
DRUG INTERVENTION											-	
POLICE GRANTS (SLESF)											-	
SPECIAL PROJECTS											-	
CORRECTIONS											-	
<b>TRANSIT TAX FUNDS</b>											-	
TRANSIT PROP A											-	
MEASURE R							(128,000)		128,000		-	To apply to road reconstruction
TRANSIT PROP C											-	
<b>CAPITAL FUNDS</b>											-	
CAPITAL IMPROVEMENT											-	
STABLE											-	
SEWER											-	
<b>SHARED SERVICES</b>											-	
EQUIP REPLACEMENT											-	
INSURANCE											-	
<b>TOTAL</b>	<b>(590,566)</b>	<b>90,566</b>			<b>(50,000)</b>		<b>(128,000)</b>		<b>678,000</b>		<b>-</b>	
<b>TOTAL TRANSFERS OUT</b>										<b>(768,566)</b>		
<b>TOTAL TRANSFERS IN</b>										<b>768,566</b>		
										-		