



MEMORANDUM

POLICE DEPARTMENT

TO: TONY BEST, CHIEF OF POLICE

FROM: STEVE BARBER, POLICE CAPTAIN

SUBJECT: MONTHLY REPORT FOR SEPTEMBER, 2022

DATE: NOVEMBER 15, 2022

KPI	GOAL	PERFORMANCE
Priority 1 response time	Average time within 3 minutes	3:10
Priority 2 response time	Average time within 5 minutes	5:10
Proactivity	Over 60% of CAD* entries	72%
Traffic Citations	60% for moving violations	82%
Jail bookings	“Out of City” under 45 minutes	N/A
Detective case clearance	Clearance rate above 30%	43%
Detective communication	90% within two days of a report	90%
911 Calls answer time	95% answered within 10 seconds	99%

CRIME DATA

In September of 2022, there were nine Part 1 crimes: 5 burglaries, and 4 larcenies.

Burglaries: Unknown suspect(s) gained entry into unoccupied residences through unlocked rear doors. Once inside, suspect(s) ransacked residences and fled with the victims’ property.

Unknown suspect(s) gained entry to a residence by prying open a locked rear door. Once inside, the suspect(s) ransacked multiple rooms and fled the area in an unknown direction, undetected.

Unknown suspect(s) entered a fenced construction site and gained entry to an unsecure garage where appliances were being stored. Suspect(s) removed the appliances from their packaging and fled the area with the victim’s property in an unknown direction, undetected.

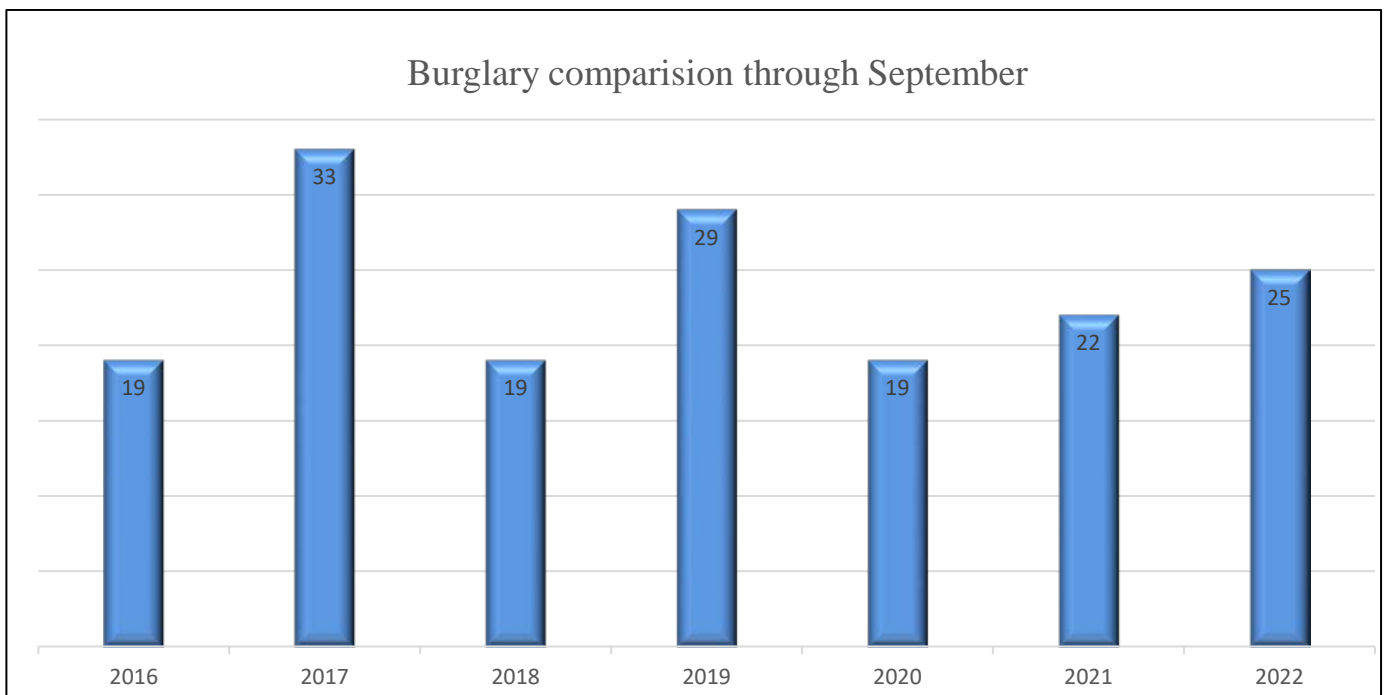
Unknown suspect gained entry to a residence through an unsecure rear door / window. The suspect removed the victim's property and fled the area. Suspect returned a second time and removed additional property. PVEPD Detectives obtained video surveillance of the suspect, and later arrested the suspect for both burglaries. During the investigation, PVEPD Detectives recovered additional property linking the suspect to additional burglaries within the city. Additional burglary case filings are pending.

Thefts from motor vehicle: Unknown Suspect(s) gained entry into the victim's vehicle by unknown means. The suspect removed the victim's property and fled the area undetected.

Unknown suspect(s) gained entry into three unsecured vehicles. Suspect(s) removed property from victims' vehicles and fled the area with the victims' property undetected.

PART 1 CRIMES

Crime	Sept-21	Sept-22	% Change	2021 YTD	2022 YTD	% Change
Homicide	0	0	0%	0	0	0%
Rape	1	0	100%	2	1	-50%
Aggravated Assault	0	0	0%	0	0	0%
Robbery	0	0	0%	3	1	-67%
Burglary	3	5	67%	15	25	67%
Larceny	4	4	0%	45	39	-13%
Auto Theft	2	0	-100%	5	5	0%
Arson	0	0	0%	1	0	-100%
Total	10	9	-10%	71	71	0%



FIELD OPERATIONS ACTIVITY

(Key Performance Indicator-KPI)-RESPONSE TIMES

Response times=from the time Dispatch receives the call until the first officer's arrival

Priority 1 (emergency/immediate response)

Maintain average Priority 1 response time within 3 minutes

Priority 2 (immediate response, non-emergency)

Maintain average Priority 2 response time within 5 minutes

AVERAGE RESPONSE TIMES

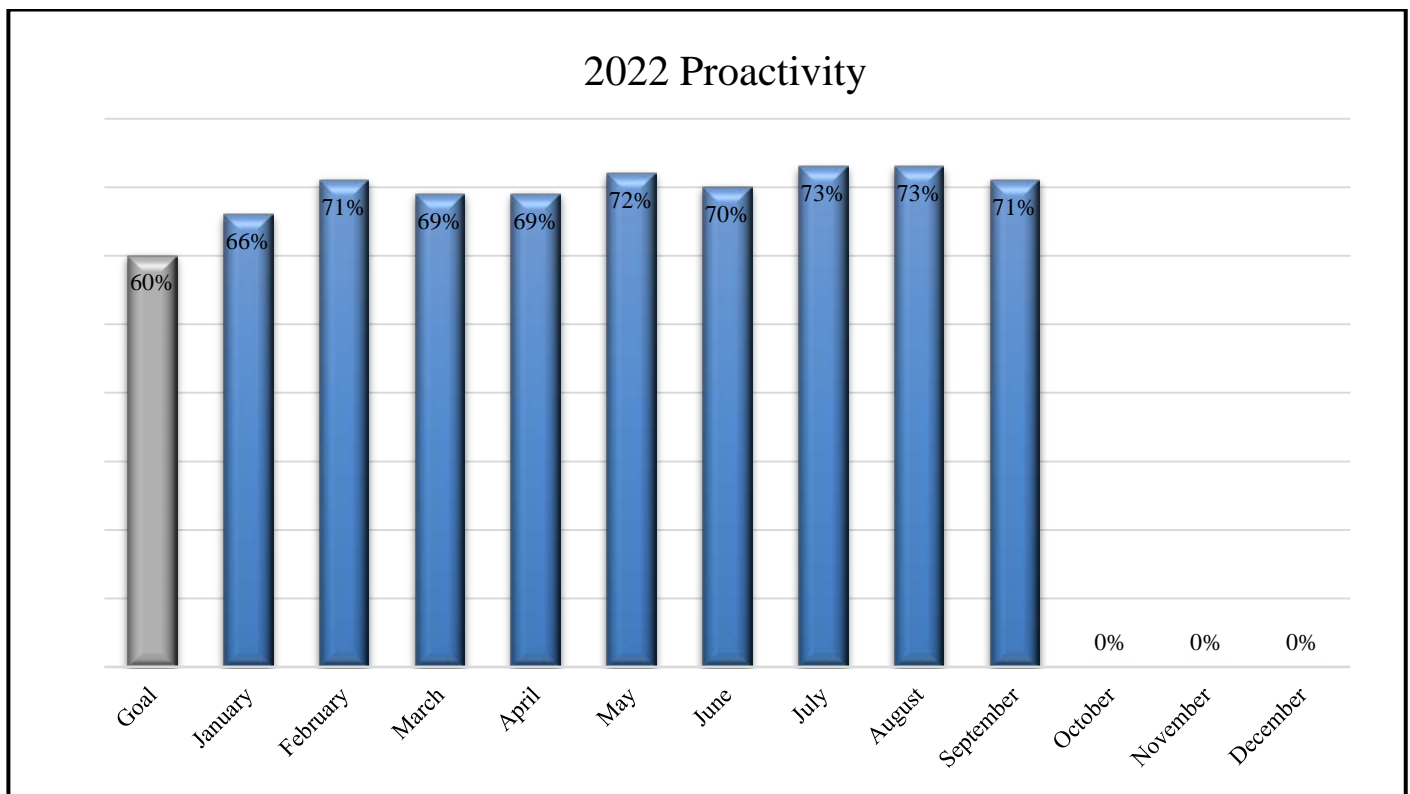
	Jan	Feb	Mar	Apr	May	Jun	Jul	Aug	Sep	Oct	Nov	Dec	Avg.
Priority 1	2:49	2:32	1:55	1:43	1:42	1:48	2:08	2:22	3:10				2:12
Priority 2	4:34	4:08	4:07	4:51	4:19	3:58	4:18	5:07	5:10				4:30

PROACTIVE POLICING

(Key Performance Indicator-KPI) PROACTIVITY

KPI-Maintain proactive policing activity over 60% of total CAD entries

	Jan	Feb	Mar	Apr	May	Jun	Jul	Aug	Sep	Oct	Nov	Dec	Avg.
CAD Entries	1648	1772	2132	1931	2148	2019	2252	2319	2180				2045
Proactive	1091	1251	1471	1328	1557	1404	1640	1684	1577				1445
Proactive %	66%	71%	69%	69%	72%	70%	73%	73%	72%				71%



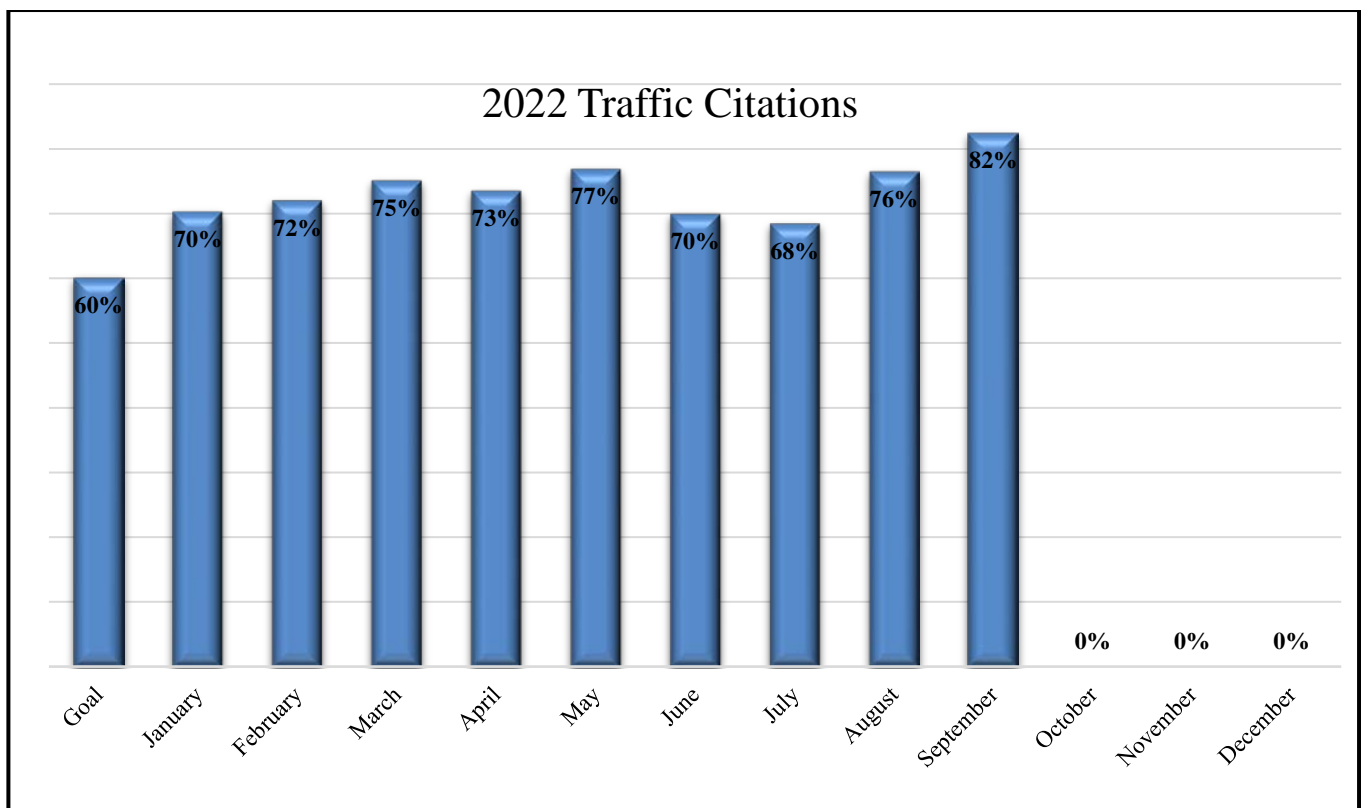
CITATIONS

Type	Sep-21	YTD	Type	Sep-22	YTD
Moving/Equip/Other	100	554	Moving/Equip/Other	80	513
Speed	22	343	Speed	50	426
Parking	208	1457	Parking	135	1399
Warning	16	120	Warning	18	70
Total	346	2,474	Total	283	2,408

(Key Performance Indicator-KPI) MOVING VIOLATIONS

Maintain 60% of Traffic Citations issued for moving violations

2022	Jan	Feb	Mar	Apr	May	Jun	Jul	Aug	Sep	Oct	Nov	Dec	Total
Traffic Cites	57	89	120	79	112	63	139	148	130				937
Moving Cites	40	64	90	58	86	44	95	113	107				697
Percent	70%	72%	75%	73%	77%	70%	68%	76%	82%				74%



SOCIAL HOST ORDINANCE CITATIONS

YTD 2021	YTD 2022
0	1

ARRESTS (Includes misdemeanor citations)

Offense	Jan	Feb	Mar	Apr	May	Jun	Jul	Aug	Sep	Oct	Nov	Dec	YTD
Alcohol Related	0	0	0	0	0	0	0	0	0				0
Battery	0	0	0	0	0	0	0	0	0				0
Battery on Peace Officer	0	0	0	0	0	0	0	0	0				0
Burglary	1	1	0	0	0	1	4	0	1				8
Car Jacking	0	0	0	0	0	0	0	0	0				0
COVID-19 Order	0	0	0	0	0	0	0	0	0				0
Criminal Threats	0	0	0	0	0	0	1	0	0				1
Domestic Violence	2	0	0	0	0	0	0	0	0				2
Driver License	1	0	4	4	0	4	4	2	7				26
Drug Paraphernalia	4	2	4	2	2	5	2	1	7				29
Drugs	0	1	3	3	2	1	5	6	12				33
Drunk in Public	1	0	0	0	1	0	2	1	0				5
DUI	2	1	1	1	0	2	1	8	2				18
Elder Abuse	0	0	0	0	0	0	0	1	0				1
Evading Officers	0	0	0	0	0	0	1	1	0				2
Exhibition of Speed	0	0	0	0	0	0	0	0	0				0
Extortion	0	0	0	0	0	0	0	0	0				0
Fireworks	0	0	0	0	0	0	2	0	0				2
Forgery	0	0	0	0	0	0	0	0	0				0
Grand Theft	0	0	0	0	0	0	0	1	0				1
Hit and Run	0	0	0	0	0	0	0	0	0				0
Identity Theft	0	1	3	0	4	0	0	0	0				8
Muni Code	0	0	0	0	0	0	0	0	0				0
Obstruct Officer	4	0	0	0	0	0	2	1	0				7
Parole Violation	0	0	0	0	0	0	2	0	0				2
Peeping	0	0	0	0	1	0	0	0	0				1
Petty Theft	0	0	0	0	0	0	0	1	0				1
Poss. Burglary Tools	0	0	0	0	3	0	0	0	2				5
Poss. stolen prop.	0	2	0	0	1	2	1	0	0				6
Robbery	0	0	0	0	0	0	0	0	0				0
Sexual Assault	0	0	0	0	0	0	0	0	0				0
Solicitation	0	0	0	0	0	0	0	0	0				0
Stolen Vehicle	0	0	0	0	0	0	1	1	1				3
Theft Access Card	0	0	0	0	0	0	0	0	0				0
Trespassing	0	0	0	1	0	0	0	0	0				1
Vandalism	0	0	2	0	0	0	0	0	0				2
Vehicle Code Other	0	0	0	2	0	0	0	0	0				2
Violate Court Order	1	0	0	0	0	0	1	2	1				5
Warrant	1	4	7	3	1	3	6	8	7				40
Weapons Violation	1	0	1	0	0	1	2	0	4				9
TOTAL	18	12	25	16	15	19	37	34	44	0	0	0	220

TWO-YEAR ARREST COMPARISON (Includes misdemeanor citations)

	Jan	Feb	Mar	Apr	May	Jun	Jul	Aug	Sep	Oct	Nov	Dec	Totals
2021	0	17	17	25	16	41	14	25	29	18	14	30	246
2022	18	12	25	16	15	19	37	34	44				220

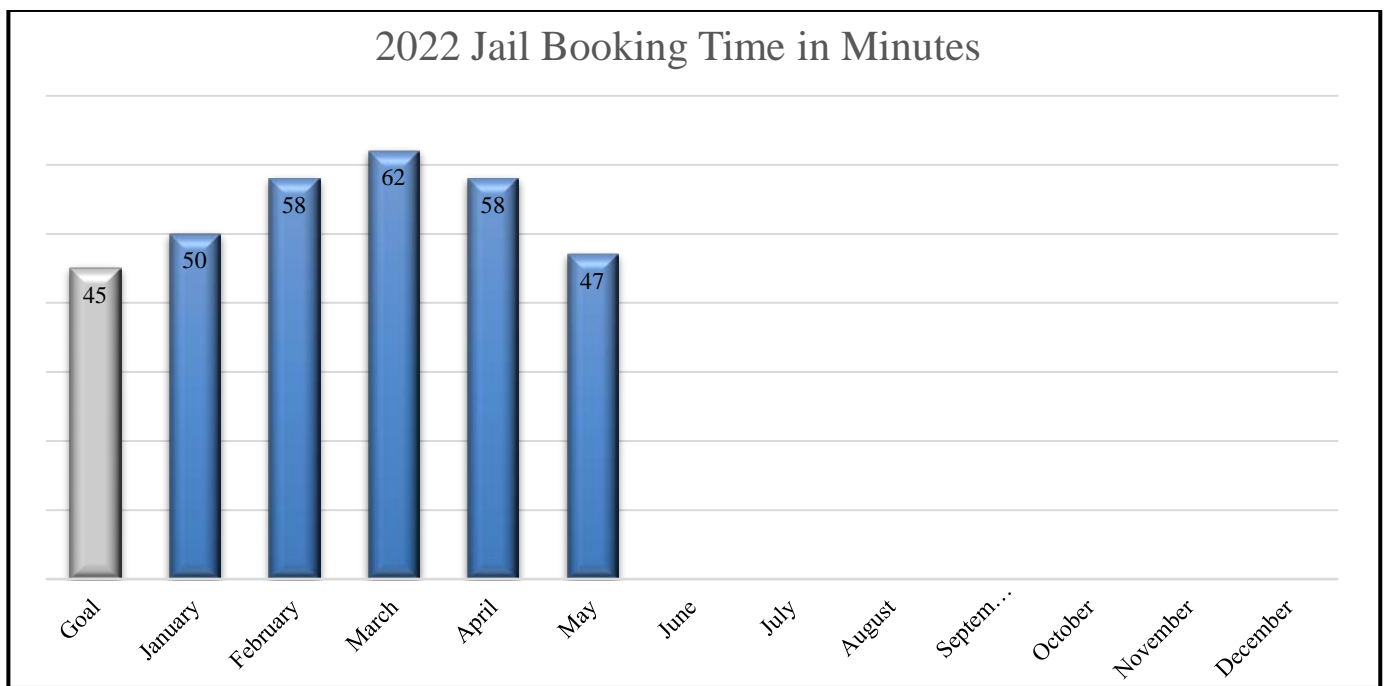
JUVENILE ARRESTS YEAR TO DATE

2021	2022
1	2

(Key Performance Indicator-KPI) PRISONER TRANSPORT ACTIVITY

KPI-Maintain average “Out of City” time under 45 minutes

	Jan	Feb	Mar	Apr	May	Jun	Jul	Aug	Sep	Oct	Nov	Dec	Avg.
Bookings	10	7	6	5	7	N/A	N/A	N/A	N/A				7
Time (min)	50	58	62	58	47	N/A	N/A	N/A	N/A				55



TRAFFIC COLLISIONS

FOUR-YEAR TRAFFIC COLLISION COMPARISON

Year	Jan	Feb	Mar	Apr	May	Jun	Jul	Aug	Sep	Oct	Nov	Dec	Total
2019	3	4	9	5	9	7	1	4	8	2	4	2	58
2020	2	6	1	4	4	7	4	8	3	3	3	8	53
2021	3	6	5	6	10	2	8	9	6	1	9	6	71
2022	6	4	10	7	5	10	4	2	6				54

YTD TRAFFIC COLLISIONS

Cause	Location	I	N/I	H/R	B
Unsafe Speed	3300 blk Via Campesina		x		
	1200 blk Via Zumaya		x		
	600 blk PVDW	x			x
	2300 blk Via Pinale	x			
	900 blk Via Coronel		x		
	500 blk Paseo Del Mar	x			
	1500 blk Via Coronel	x			
	700 blk Via Del Monte		x	x	
	300 blk Via Adarme		x	x	
	3300 blk PVDN			x	
	1600 blk Granvia Altamira			x	
Stop Sign	PVDN / Via Campesina	x			
Wrong Side of Road	700 blk Via Del Monte	x			
	400 blk Via Corta	x			
	200 blk PVDW		x		
DUI	700 blk PVDW		x		
	3800 blk PVDN		x		
	100 blk PVDW		x		
	300 blk PVDW		x		
Unknown	1300 blk PVDW	x			x
	100 blk PVDW		x	x	
	1600 blk Via Montemar		x	x	
	1900 blk PVDW		x	x	
	400 blk Pasel Del Mar		x	x	
	800 blk Rincon Lane		x	x	
	700 blk Via Del Monte	x			x

	2300 blk Via Carrillo		x	x	
Following Too Closely	100 blk PVDW		x		
Open Vehicle Door Unsafely	900 blk Via Del Monte	x			x
Failure to Yield	Via Valmonte & Via Gorrion	x			
	PVDN & Via Alameda		x		
	PVDW & Via De La Guerra	x			x
	PVDW & Paseo Lunado		x		
	PVDW & Paseo Del Mar	x			
	PVDW & Via Zumaya		x		
	PVDN & Via Valmonte		x		
	700 blk PVDW	x			
	PVDW & Via Del Puente	x			
	PVDW & Paseo Del Mar		x		
	Via Coronel & Via Olivera	x			x
	300 blk PVDW		x		
	3000 blk Via Campesina	x			
Unsafe Turn	PVDW & Paseo Lunado	x			
	3800 blk Via Campesina	x			x
	500 blk PVDW		x		
	2100 blk Via Pacheco		x		
	500 blk Via Media		x		
	700 blk Via Del Monte		x		
Improper Passing	PVDW & Via Del Puente		x		
	100 blk PVDW	x			x
Other than Driver	2400 blk Via Anita		x		
Improper Backing	3000 blk PVDW	x			
	600 blk Cloyden Rd		x	x	
	1300 blk PVDW	x			x

I: Injury

NI: Non-Injury

HR- Hit and Run

B= Bicycle involved

Type	Sep-22	YTD
Injury	3	22
Non-Injury	3	32
Hit and Run	1	8

PART 1 CRIME DATA – CLEARANCE YTD

Crime	2022 YTD Reported	2022 YTD Cleared	2022 Percent
Homicide	0	0	0%
Rape	1	1	100%
Aggravated Assault	0	0	0%
Robbery	1	0	0%
Burglary	25	5	20%
Larceny	45	10	26%
Auto Theft	5	2	40%
Arson	1	0	0%
Total	71	18	25%

**Cleared cases include cases that were reported prior to this year, but cleared this year.*

STOLEN AND RECOVERED VEHICLES – YEAR TO DATE

Status	Quantity
Reported Stolen in PALOS VERDES ESTATES	5
PALOS VERDES ESTATES stolen vehicles recovered	3
Recovered in PALOS VERDES ESTATES (stolen in other jurisdiction)	1

**Recovered stolen vehicles include ones that were reported stolen prior to this year, but recovered this year.*

CRIMINAL COMPLAINTS PRESENTED TO DISTRICT ATTORNEY

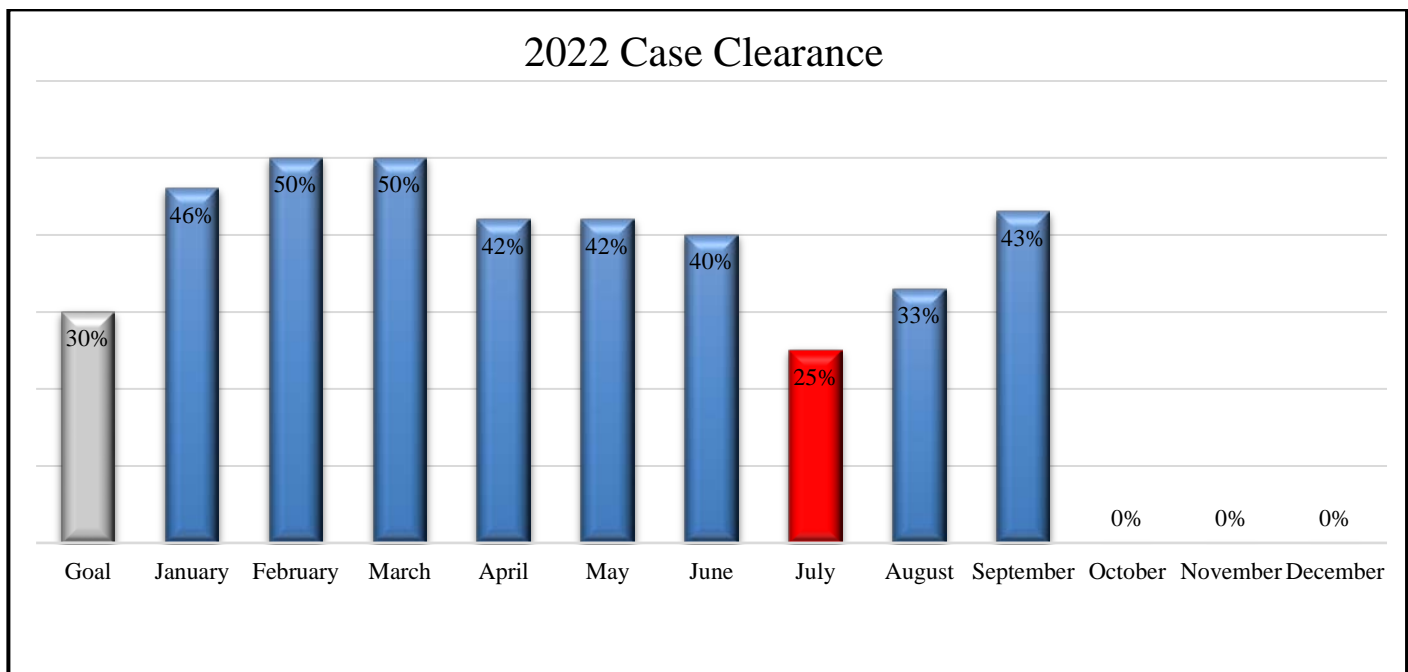
Type	Sep-22	2022 YTD
Felony	1	16
Misdemeanor	7	103
Total	8	119
Officer Hearings	0	0
D.A. Rejections	7	71
Interest of Justice	0	0
Further Investigation	0	1
Insufficient Evidence	0	14
Deferred for Parole Revocation	0	0
Vic. Non-Desirous of Prosecution	0	0
Directives	7	54
Other	0	2

(Key Performance Indicator-KPI)-CASE CLEARANCE

KPI-Maintain case clearance rate of 30%

	Jan	Feb	Mar	Apr	May	June	July	Aug	Sept	Oct	Nov	Dec
2022	46%	50%	50%	42%	42%	40%	25%	33%	43%			

	Sept 2022	2022
New Cases Opened	20	143
Total Closed	11	112
Closed ROA	5	18
Closed Other	1	17
Closed Unfounded	1	12
Remainder of cases to investigate	7	53
Cleared by Arrest	2	15
Cleared by Exception	1	8
Total Cleared	3	20
Total Clearance Rate	43%	38%
Closed Admin	1	46

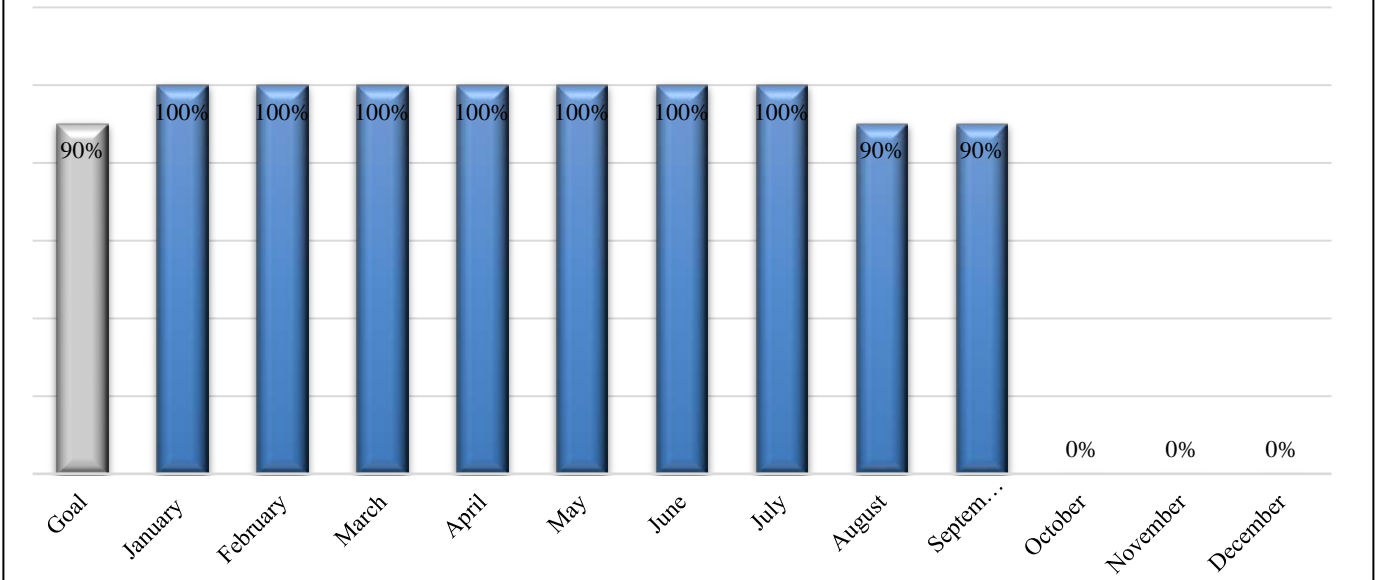


(Key Performance Indicator-KPI) DETECTIVE CALL-BACKS

KPI-Maintain detective communication with victims within 24 hours (90%)

Jan	Feb	Mar	Apr	May	Jun	Jul	Aug	Sep	Oct	Nov	Dec	Avg.
100%	100%	100%	100%	100%	100%	100%	90%	90%				99%

2022 Detective Communications



Key Performance Indicator-KPI) 911 CALLS

KPI-Maintain 95% of 911 calls answered within 10 seconds

	Jan	Feb	Mar	Apr	May	Jun	Jul	Aug	Sep	Oct	Nov	Dec	Avg.
911 Calls	271	189	255	168	192	201	175	176	206				204
% in 10 secs	98%	97%	95%	98%	97%	97%	98%	99%	99%				98%

2022 911 Calls Answered within 10 seconds

