



MEMORANDUM

POLICE DEPARTMENT

TO: TONY BEST, CHIEF OF POLICE

FROM: STEVE BARBER, POLICE CAPTAIN

SUBJECT: MONTHLY REPORT FOR AUGUST, 2022

DATE: October 18, 2022

KPI	GOAL	PERFORMANCE
Priority 1 response time	Average time within 3 minutes	2:22
Priority 2 response time	Average time within 5 minutes	5:07
Proactivity	Over 60% of CAD* entries	73%
Traffic Citations	60% for moving violations	76%
Jail bookings	“Out of City” under 45 minutes	N/A
Detective case clearance	Clearance rate above 30%	33%
Detective communication	90% within two days of a report	90%
911 Calls answer time	95% answered within 10 seconds	99%

CRIME DATA

In August of 2022, there were twelve Part 1 crimes: 3 burglaries, 1 robbery, 1 theft of a motor vehicle, and 7 larcenies.

Burglaries: Unknown suspect entered an occupied residence through an unlocked front door. While the suspect was in the kitchen area eating food from the refrigerator, the suspect is overheard and confronted by the resident. Upon being confronted, the suspect apologized and fled the location on foot in an unknown direction.

Unknown suspect(s) entered the residence through an unlocked rear door. Once inside, the suspect(s) ransacked multiple rooms and fled the area in an unknown direction, undetected.

Unknown suspect(s) entered an open garage and removed multiple boxes containing shoes. Suspect(s) fled the area with the victim’s property in an unknown direction, undetected.

Robbery: Unknown suspect(s) approached a delivery driver while parked on a residential street. The suspect(s) brandished a firearm and ordered the victim out of the vehicle. Suspect(s) entered the vehicle and fled the area in the stolen vehicle.

Automobile Theft: The suspect entered an apartment complex's parking garage and entered the victim's vehicle. The suspect fled the area in the victim's vehicle, undetected.

PVEPD Officers later located the stolen vehicle parked in a neighboring area with the suspect sleeping inside of the victim's vehicle. Upon further investigation, the suspect was subsequently arrested in relation to the stolen vehicle along with additional criminal charges.

Larcenies: Identified suspects gained entry onto the Palos Verdes Golf Club driving range. The suspects removed buckets of golf balls from the property and fled the area with PVGC property.

PVEPD Detectives identified the suspects and contacted the suspects' parents, who confirmed the incident. The involved parties resolved the incident, and returned the stolen property to PVGC. The victim was not desirous of criminal prosecution.

Unknown suspect(s) removed victim's unsupervised property from parkland area. The suspect(s) fled the area with victim's property in an unknown direction, undetected.

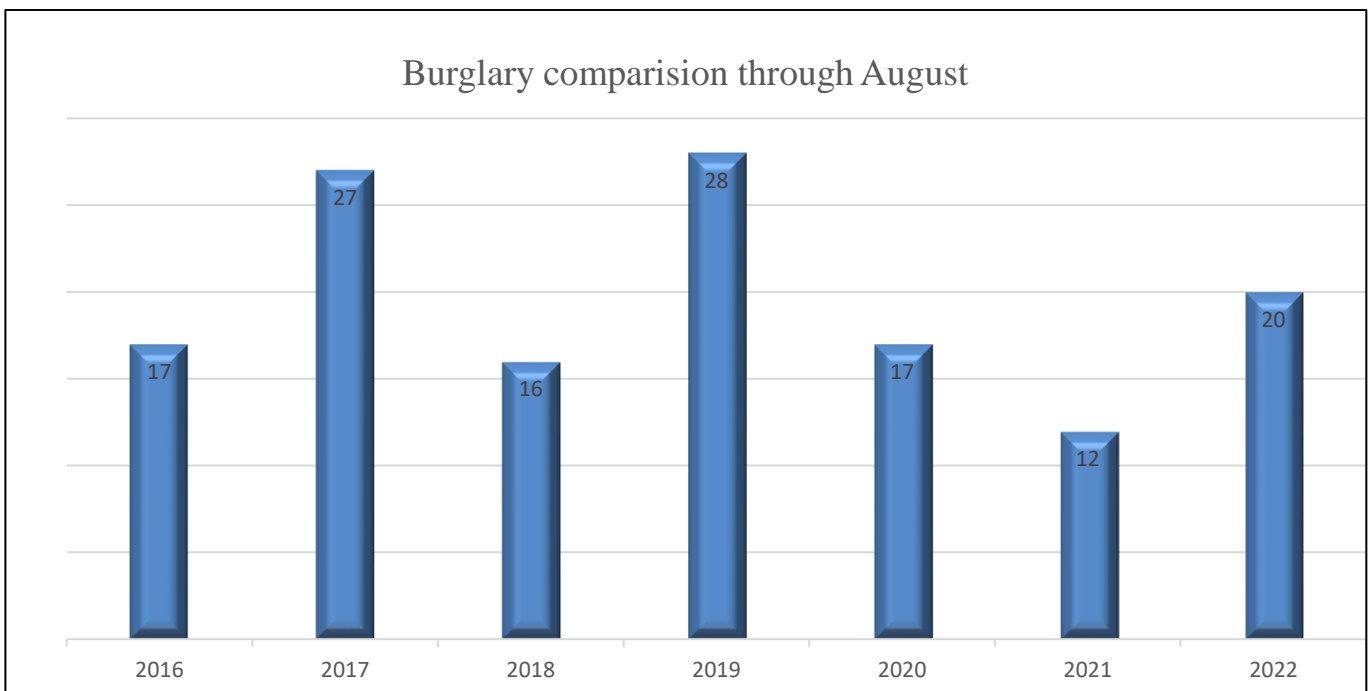
Unknown suspect(s) removed packages from victims' porch at two separate locations. The suspect(s) fled the area with victim's property in a silver, 4 door sedan in an unknown direction.

Unknown suspect(s) removed mail from multiple residential mailboxes in the area of Lunada Bay. The suspect(s) fled the area in an unknown direction, undetected.

Alleged suspect(s) removed collector coins from victim's residence while performing services at the residence. Suspect(s) completed services and left the location with victim's property.

PART 1 CRIMES

Crime	Aug-21	Aug-22	% Change	2021 YTD	2022 YTD	% Change
Homicide	0	0	0%	0	0	0%
Rape	0	0	0%	1	1	0%
Aggravated Assault	0	0	0%	0	0	0%
Robbery	0	1	N/A	3	1	-67%
Burglary	2	3	50%	12	20	67%
Larceny	4	7	75%	41	35	-15%
Auto Theft	0	1	N/A	3	5	67%
Arson	0	0	0%	1	0	-100%
Total	6	12	100%	61	62	2%



FIELD OPERATIONS ACTIVITY

(Key Performance Indicator-KPI)-RESPONSE TIMES

Response times=from the time Dispatch receives the call until the first officer's arrival

Priority 1 (emergency/immediate response)

Maintain average Priority 1 response time within 3 minutes

Priority 2 (immediate response, non-emergency)

Maintain average Priority 2 response time within 5 minutes

AVERAGE RESPONSE TIMES

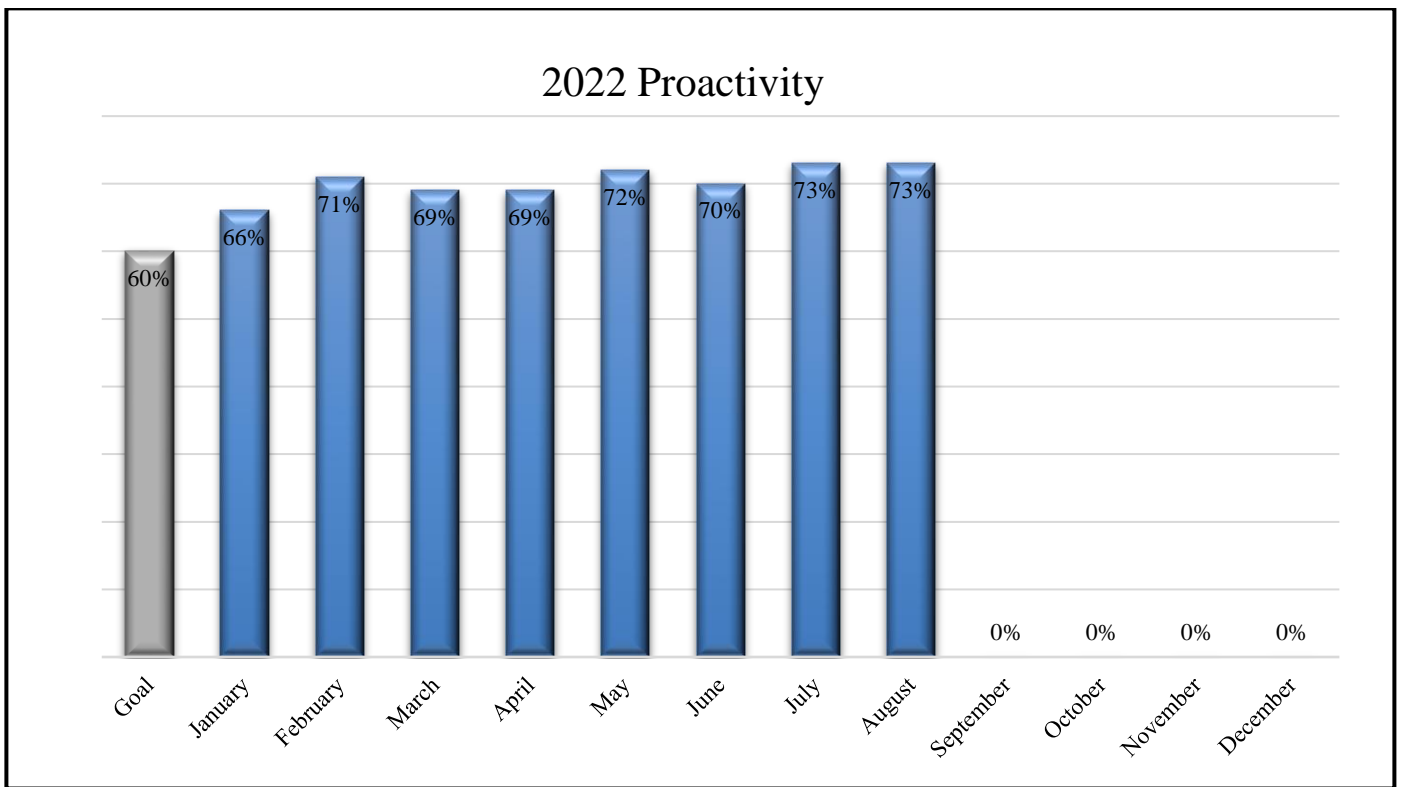
	Jan	Feb	Mar	Apr	May	Jun	Jul	Aug	Sep	Oct	Nov	Dec	Avg.
Priority 1	2:49	2:32	1:55	1:43	1:42	1:48	2:08	2:22					2:05
Priority 2	4:34	4:08	4:07	4:51	4:19	3:58	4:18	5:07					4:25

PROACTIVE POLICING

(Key Performance Indicator-KPI) PROACTIVITY

KPI-Maintain proactive policing activity over 60% of total CAD entries

	Jan	Feb	Mar	Apr	May	Jun	Jul	Aug	Sep	Oct	Nov	Dec	Avg.
CAD Entries	1648	1772	2132	1931	2148	2019	2252	2319					2028
Proactive	1091	1251	1471	1328	1557	1404	1640	1684					1428
Proactive %	66%	71%	69%	69%	72%	70%	73%	73%					70%



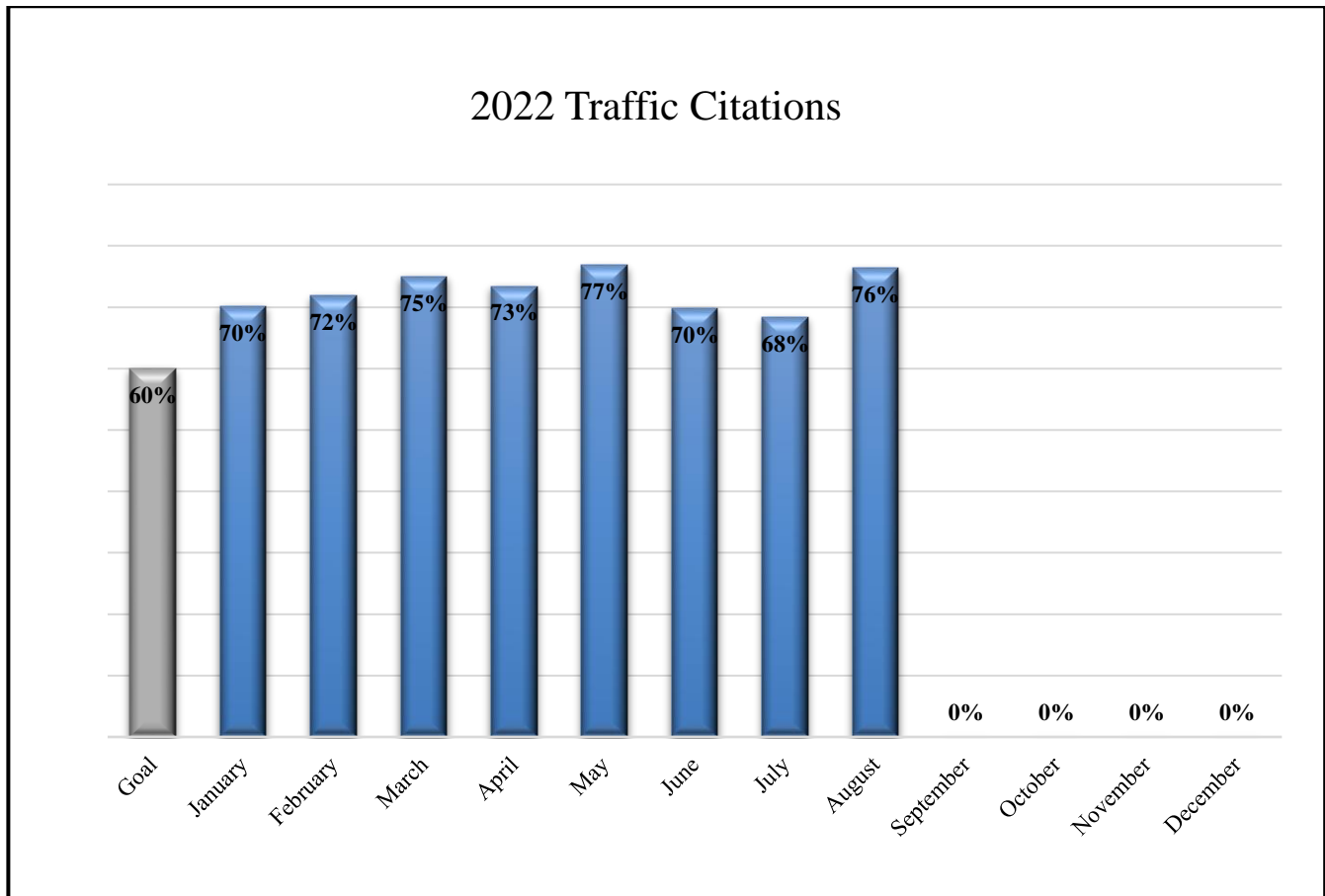
CITATIONS

Type	Aug-21	YTD	Type	Aug-22	YTD
Moving/Equip/Other	40	454	Moving/Equip/Other	69	433
Speed	28	321	Speed	79	376
Parking	175	1249	Parking	170	1264
Warning	7	104	Warning	6	52
Total	250	2128	Total	324	2125

(Key Performance Indicator-KPI) MOVING VIOLATIONS

Maintain 60% of Traffic Citations issued for moving violations

2022	Jan	Feb	Mar	Apr	May	Jun	Jul	Aug	Sep	Oct	Nov	Dec	Total
Traffic Cites	57	89	120	79	112	63	139	148					807
Moving Cites	40	64	90	58	86	44	95	113					590
Percent	70%	72%	75%	73%	77%	70%	68%	76%					73%



SOCIAL HOST ORDINANCE CITATIONS

YTD 2021	YTD 2022
0	1

ARRESTS (Includes misdemeanor citations)

Offense	Jan	Feb	Mar	Apr	May	Jun	Jul	Aug	Sep	Oct	Nov	Dec	YTD
Alcohol Related	0	0	0	0	0	0	0	0					0
Battery	0	0	0	0	0	0	0	0					0
Battery on Peace Officer	0	0	0	0	0	0	0	0					0
Burglary	1	1	0	0	0	1	4	0					7
Car Jacking	0	0	0	0	0	0	0	0					0
COVID-19 Order	0	0	0	0	0	0	0	0					0
Criminal Threats	0	0	0	0	0	0	1	0					1
Domestic Violence	2	0	0	0	0	0	0	0					2
Driver License	1	0	4	4	0	4	4	2					19
Drug Paraphernalia	4	2	4	2	2	5	2	1					22
Drugs	0	1	3	3	2	1	5	6					21
Drunk in Public	1	0	0	0	1	0	2	1					5
DUI	2	1	1	1	0	2	1	8					16
Elder Abuse	0	0	0	0	0	0	0	1					1
Evading Officers	0	0	0	0	0	0	1	1					2
Exhibition of Speed	0	0	0	0	0	0	0	0					0
Extortion	0	0	0	0	0	0	0	0					0
Fireworks	0	0	0	0	0	0	2	0					2
Forgery	0	0	0	0	0	0	0	0					0
Grand Theft	0	0	0	0	0	0	0	1					1
Hit and Run	0	0	0	0	0	0	0	0					0
Identity Theft	0	1	3	0	4	0	0	0					8
Muni Code	0	0	0	0	0	0	0	0					0
Obstruct Officer	4	0	0	0	0	0	2	1					7
Parole Violation	0	0	0	0	0	0	2	0					2
Peeping	0	0	0	0	1	0	0	0					1
Petty Theft	0	0	0	0	0	0	0	1					1
Poss. Burglary Tools	0	0	0	0	3	0	0	0					3
Poss. stolen prop.	0	2	0	0	1	2	1	0					6
Robbery	0	0	0	0	0	0	0	0					0
Sexual Assault	0	0	0	0	0	0	0	0					0
Solicitation	0	0	0	0	0	0	0	0					0
Stolen Vehicle	0	0	0	0	0	0	1	1					2
Theft Access Card	0	0	0	0	0	0	0	0					0
Trespassing	0	0	0	1	0	0	0	0					1
Vandalism	0	0	2	0	0	0	0	0					2
Vehicle Code Other	0	0	0	2	0	0	0	0					2

Violate Court Order	1	0	0	0	0	0	1	2					4
Warrant	1	4	7	3	1	3	6	8					33
Weapons Violation	1	0	1	0	0	1	2	0					5
TOTAL	18	12	25	16	15	19	37	34	0	0	0	0	176

TWO-YEAR ARREST COMPARISON (Includes misdemeanor citations)

	Jan	Feb	Mar	Apr	May	Jun	Jul	Aug	Sep	Oct	Nov	Dec	Totals
2021	0	17	17	25	16	41	14	25	29	18	14	30	246
2022	18	12	25	16	15	19	37	34					176

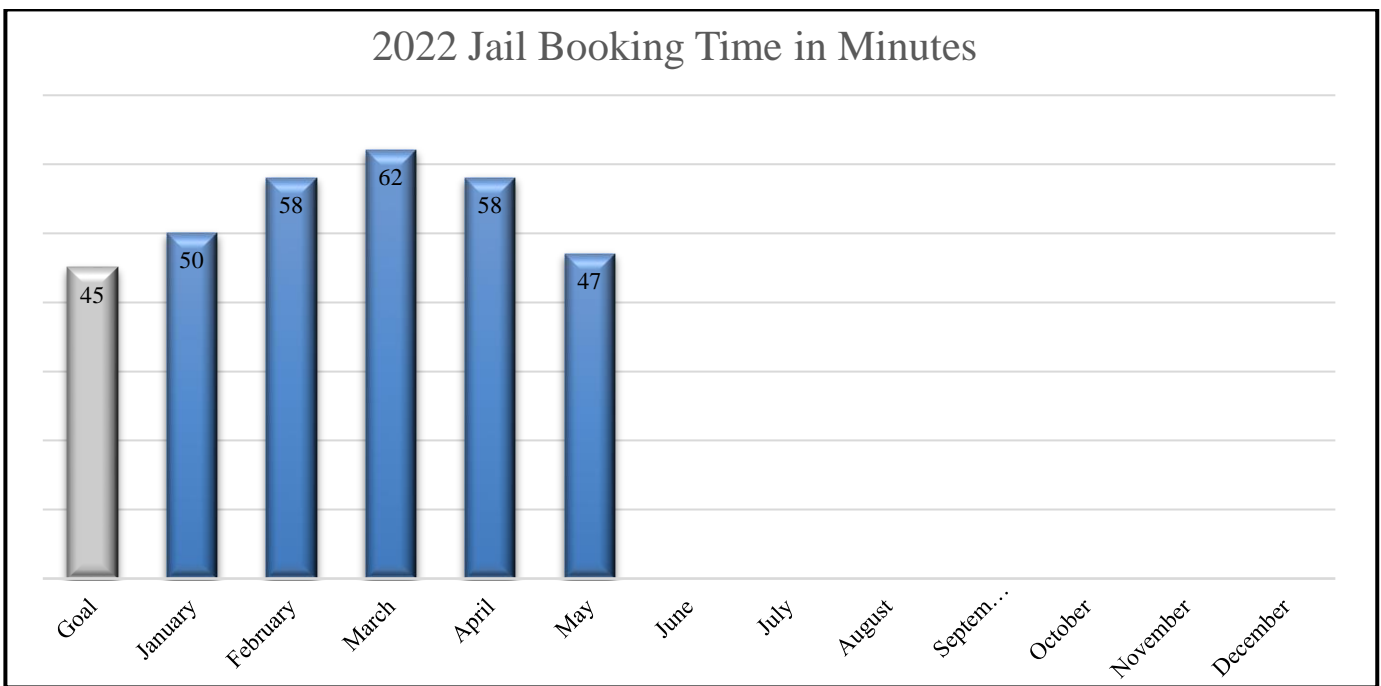
JUVENILE ARRESTS YEAR TO DATE

2021	2022
1	1

(Key Performance Indicator-KPI) PRISONER TRANSPORT ACTIVITY

KPI-Maintain average “Out of City” time under 45 minutes

	Jan	Feb	Mar	Apr	May	Jun	Jul	Aug	Sep	Oct	Nov	Dec	Avg.
Bookings	10	7	6	5	7	N/A	N/A	N/A					7
Time (min)	50	58	62	58	47	N/A	N/A	N/A					55



TRAFFIC COLLISIONS

FOUR-YEAR TRAFFIC COLLISION COMPARISON

Year	Jan	Feb	Mar	Apr	May	Jun	Jul	Aug	Sep	Oct	Nov	Dec	Total
2019	3	4	9	5	9	7	1	4	8	2	4	2	58
2020	2	6	1	4	4	7	4	8	3	3	3	8	53
2021	3	6	5	6	10	2	8	9	6	1	9	6	71
2022	6	4	10	7	5	10	4	2					48

YTD TRAFFIC COLLISIONS

Cause	Location	I	N/I	H/R	B
Unsafe Speed	3300 blk Via Campesina		x		
	1200 blk Via Zumaya		x		
	600 blk PVDW	x			x
	2300 blk Via Pinale	x			
	900 blk Via Coronel		x		
	500 blk Paseo Del Mar	x			
	1500 blk Via Coronel	x			
	700 blk Via Del Monte		x	x	
	300 blk Via Adarme		x	x	
	3300 blk PVDN		x		
Stop Sign	PVDN / Via Campesina	x			
Wrong Side of Road	700 blk Via Del Monte	x			
	400 blk Via Corta	x			
	200 blk PVDW		x		
DUI	700 blk PVDW		x		
	3800 blk PVDN		x		
	100 blk PVDW		x		
	300 blk PVDW		x		
Unknown	1300 blk PVDW	x			x
	100 blk PVDW		x	x	
	1600 blk Via Montemar		x	x	
	1900 blk PVDW		x	x	
	400 blk Pasel Del Mar		x	x	
	800 blk Rincon Lane		x	x	
	700 blk Via Del Monte	x			x
	2300 blk Via Carrillo		x	x	

Following Too Closely	100 blk PVDW		x		
Open Vehicle Door Unsafely	900 blk Via Del Monte	x			x
Failure to Yield	Via Valmonte & Via Gorrion	x			
	PVDN & Via Alameda		x		
	PVDW & Via De La Guerra	x			x
	PVDW & Paseo Lunado		x		
	PVDW & Paseo Del Mar	x			
	PVDW & Via Zumaya		x		
	PVDN & Via Valmonte		x		
	700 blk PVDW	x			
	PVDW & Via Del Puente	x			
	PVDW & Paseo Del Mar		x		
Unsafe Turn	PVDW & Paseo Lunado	x			
	3800 blk Via Campesina	x			x
	500 blk PVDW		x		
	2100 blk Via Pacheco		x		
	500 blk Via Media		x		
	700 blk Via Del Monte		x		
Improper Passing	PVDW & Via Del Puente		x		
	100 blk PVDW	x			x
Other than Driver	2400 blk Via Anita		x		
Improper Backing	3000 blk PVDW	x			

I: Injury

NI: Non-Injury

HR- Hit and Run

B= Bicycle involved

Type	Aug-22	YTD
Injury	1	19
Non-Injury	1	29
Hit and Run	0	7

PART 1 CRIME DATA – CLEARANCE YTD

Crime	2022 YTD Reported	2022 YTD Cleared	2022 Percent
Homicide	0	0	0%
Rape	1	1	100%
Aggravated Assault	0	0	0%
Robbery	0	0	0%
Burglary	17	4	23%
Larceny	28	7	25%
Auto Theft	4	1	25%
Arson	0	0	0%
Total	50	13	26%

**Cleared cases include cases that were reported prior to this year, but cleared this year.*

STOLEN AND RECOVERED VEHICLES – YEAR TO DATE

Status	Quantity
Reported Stolen in PALOS VERDES ESTATES	4
PALOS VERDES ESTATES stolen vehicles recovered	1
Recovered in PALOS VERDES ESTATES (stolen in other jurisdiction)	1

**Recovered stolen vehicles include ones that were reported stolen prior to this year, but recovered this year.*

CRIMINAL COMPLAINTS PRESENTED TO DISTRICT ATTORNEY

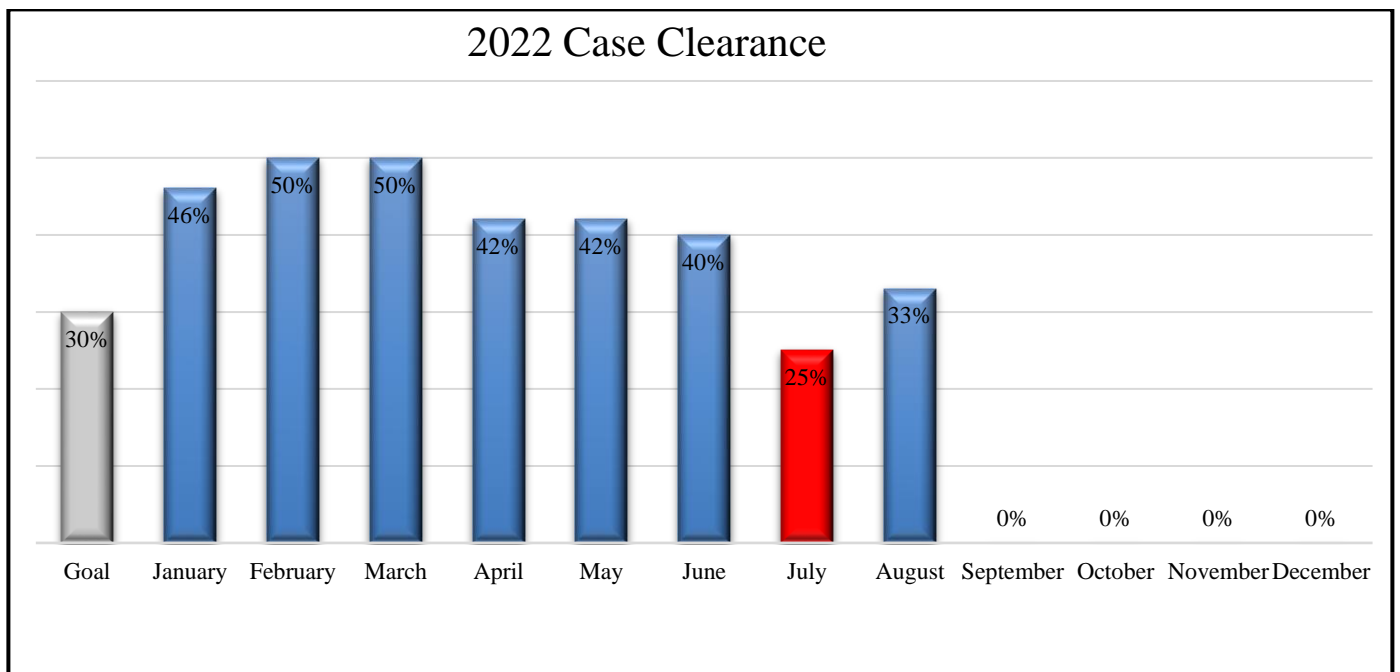
Type	Aug-22	2022 YTD
Felony	3	15
Misdemeanor	4	96
Total	7	111
Officer Hearings	0	0
D.A. Rejections	4	64
Interest of Justice	0	0
Further Investigation	1	1
Insufficient Evidence	2	14
Deferred for Parole Revocation	0	0
Vic. Non-Desirous of Prosecution	0	0
Directives	1	47
Other	0	2

(Key Performance Indicator-KPI)-CASE CLEARANCE

KPI-Maintain case clearance rate of 30%

	Jan	Feb	Mar	Apr	May	June	July	Aug	Sept	Oct	Nov	Dec
2022	46%	50%	50%	42%	42%	40%	25%	33%	N/A	N/A	N/A	N/A

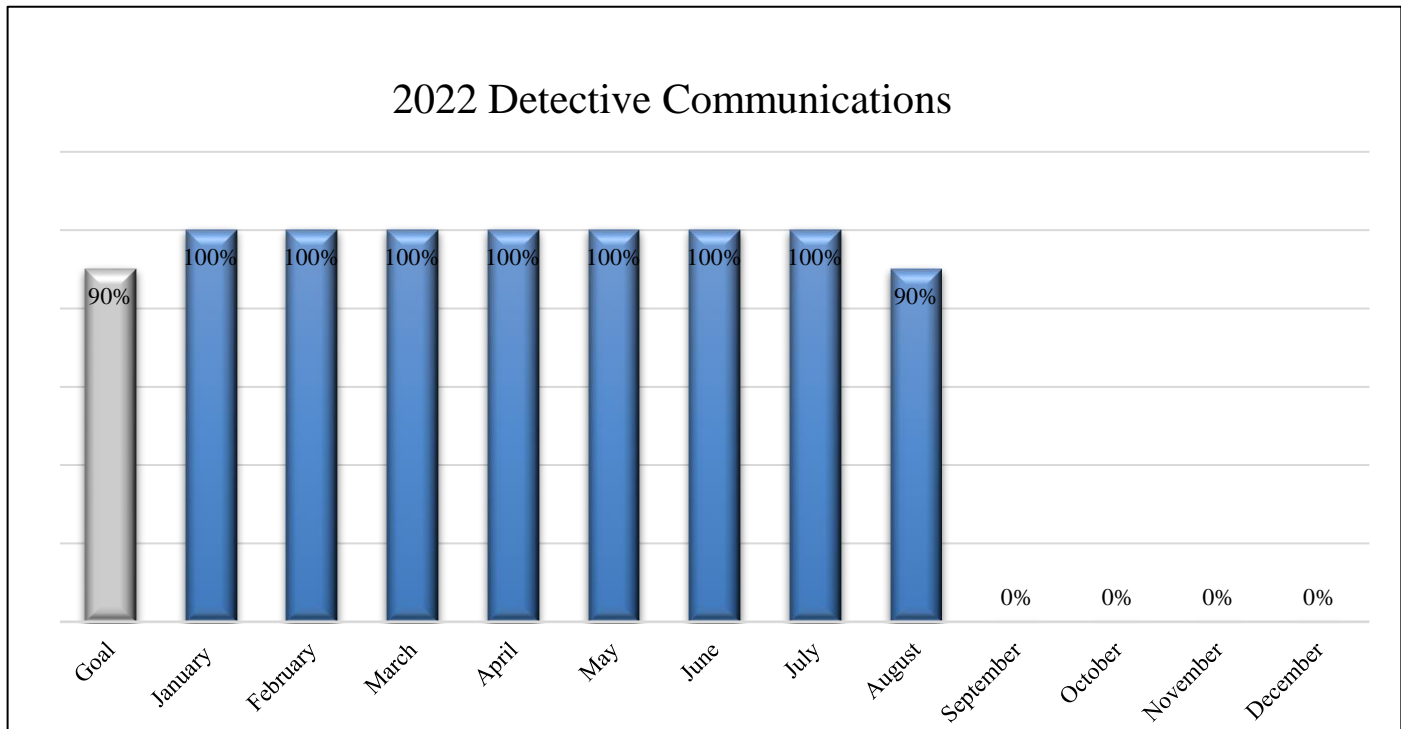
	August 2022	2022
New Cases Opened	18	109
Total Closed	11	84
Closed ROA	0	10
Closed Other	2	12
Closed Unfounded	0	7
Remainder of cases to investigate	9	46
Cleared by Arrest	2	13
Cleared by Exception	1	7
Total Cleared	3	20
Total Clearance Rate	33%	43%
Closed Admin	1	45



(Key Performance Indicator-KPI) DETECTIVE CALL-BACKS

KPI-Maintain detective communication with victims within 24 hours (90%)

Jan	Feb	Mar	Apr	May	Jun	Jul	Aug	Sep	Oct	Nov	Dec	Avg.
100%	100%	100%	100%	100%	100%	100%	90%	N/A	N/A	N/A	N/A	99%



(Key Performance Indicator-KPI) 911 CALLS

KPI-Maintain 95% of 911 calls answered within 10 seconds

	Jan	Feb	Mar	Apr	May	Jun	Jul	Aug	Sep	Oct	Nov	Dec	Avg.
911 Calls	271	189	255	168	192	201	175	176					203
% in 10 secs	98%	97%	95%	98%	97%	97%	98%	99%					97%

