



MEMORANDUM

POLICE DEPARTMENT

TO: TONY BEST, CHIEF OF POLICE

FROM: STEVE BARBER, POLICE CAPTAIN

SUBJECT: MONTHLY REPORT FOR MARCH, 2022

DATE: JUNE 19, 2022

KPI	GOAL	PERFORMANCE
Priority 1 response time	Average time within 3 minutes	1:55
Priority 2 response time	Average time within 5 minutes	4:07
Proactivity	Over 60% of CAD* entries	69%
Traffic Citations	60% for moving violations	75%
Jail bookings	“Out of City” under 45 minutes	62 minutes
Detective case clearance	Clearance rate above 30%	50%
Detective communication	90% within two days of a report	100%
911 Calls answer time	95% answered within 10 seconds	95%

CRIME DATA

In March of 2022, there were eight Part 1 crimes: two burglaries, one attempted residential burglary, one stolen vehicle, three thefts of motor vehicle parts, and one theft from a motor vehicle.

Residential Burglaries: Three burglaries occurred in the same general area and within the same general time frame (FBI-Separation of Time and Place Rule). In all three cases, the suspect(s) gained entry by smashing a rear, second-story sliding door or window. The suspect(s) ransacked the residences and fled the area undetected with the victims’ property.

Construction Site Burglary: Unknown suspect(s) accessed a residence under construction. Suspect(s) gained entry to a locked garage by an unknown means and removed victim’s property. Suspect(s) fled the area in an unknown direction.

Attempted Burglary: In the attempted burglary, the suspects were captured on home surveillance video, prowling the exterior of the residence. One of the suspects was able to partially open a rear sliding glass door that activated the residence’s security alarm. The victim in this case was alerted by their alarm company and contacted the PVEPD of the incident. PVEPD officers responded to the area, however, the suspects had already fled the area prior to the officers’ arrival.

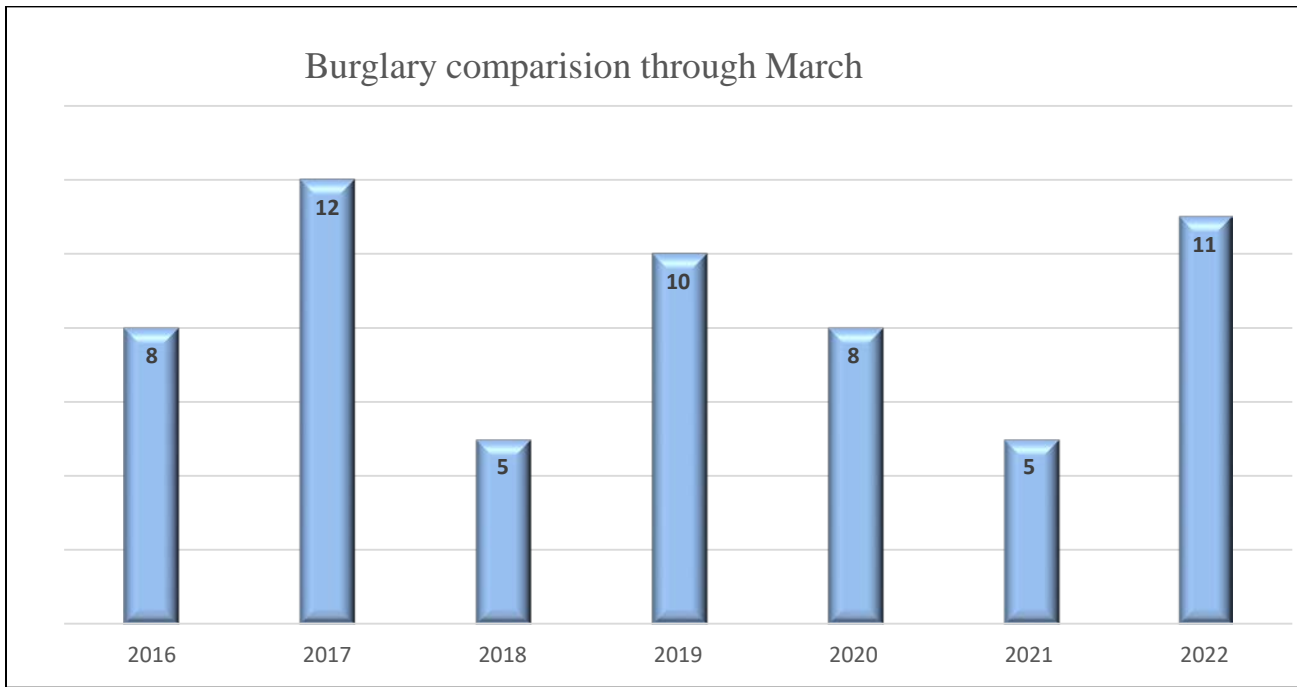
Stolen Vehicle: The victim in this case parked their vehicle in the driveway of their residence, leaving the vehicle unlocked with the keys inside. The suspect(s) entered the victim’s vehicle and fled in the victim’s vehicle undetected.

Thefts of Motor Vehicle Parts: In all three cases, unknown suspect(s) removed victims’ catalytic converters and fled the area undetected.

Theft from a Motor Vehicle: Unknown suspect(s) entered the vehicle by smashing the driver’s side window with an unknown object. Suspect(s) removed the victim’s property and fled the area undetected.

PART 1 CRIMES

Crime	Mar-21	Mar-22	% Change	2021 YTD	2022 YTD	% Change
Homicide	0	0	0%	0	0	0%
Rape	0	0	0%	0	1	N/A
Aggravated Assault	0	0	0%	0	0	0%
Robbery	2	0	N/A	3	0	-100%
Burglary	1	3	200%	5	11	120%
Larceny	5	4	-20%	12	15	25%
Auto Theft	0	1	N/A	0	3	N/A
Arson	1	0	N/A	1	0	-100%
Total	9	8	-11%	21	30	43%



FIELD OPERATIONS ACTIVITY

(Key Performance Indicator-KPI)-RESPONSE TIMES

Response times—from the time Dispatch receives the call until the first officer’s arrival

Priority 1 (emergency/immediate response)

Maintain average Priority 1 response time within 3 minutes

Priority 2 (immediate response, non-emergency)

Maintain average Priority 2 response time within 5 minutes

AVERAGE RESPONSE TIMES

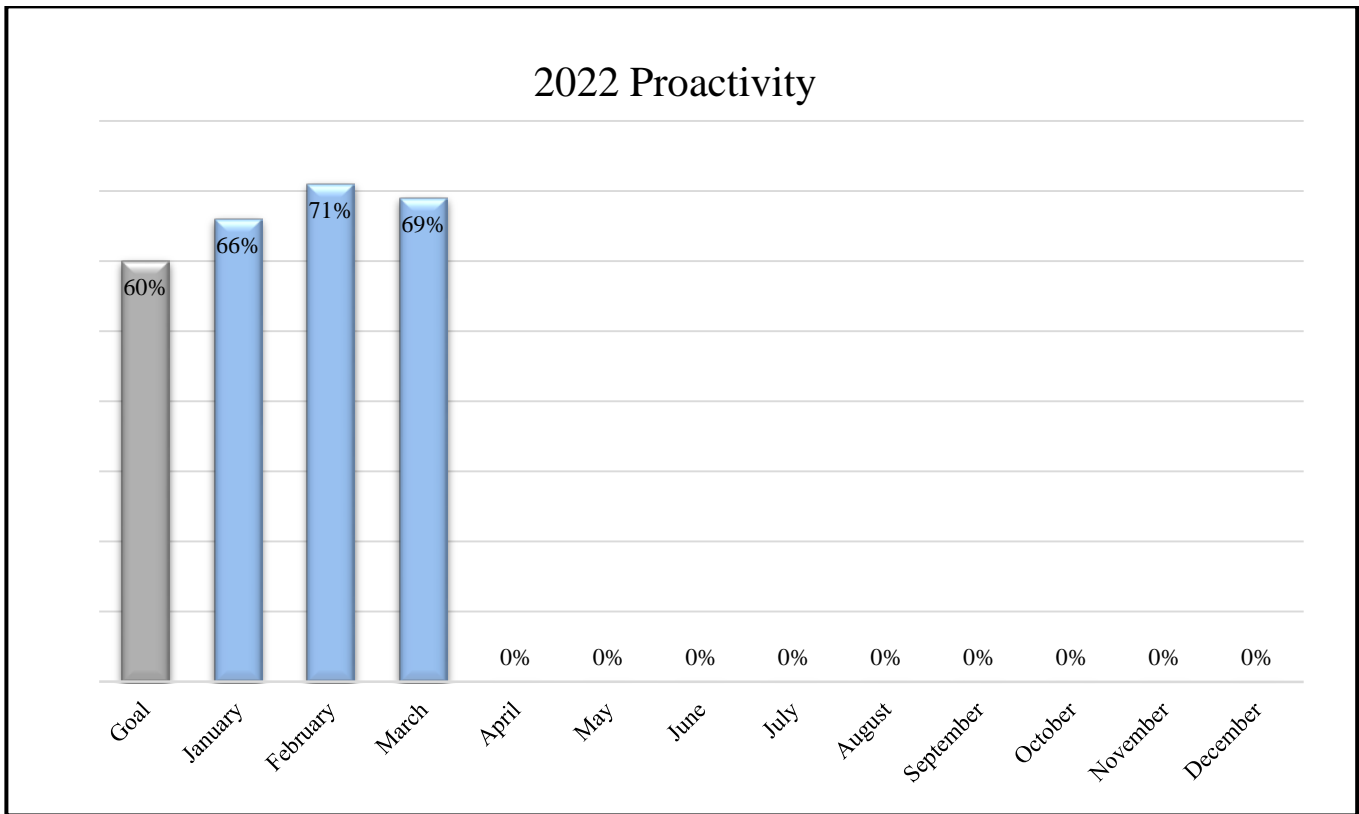
	Jan	Feb	Mar	Apr	May	Jun	Jul	Aug	Sep	Oct	Nov	Dec	Avg.
Priority 1	2:49	2:32	1:55										2:19
Priority 2	4:34	4:08	4:07										4:16

PROACTIVE POLICING

(Key Performance Indicator-KPI) PROACTIVITY

KPI-Maintain proactive policing activity over 60% of total CAD entries

	Jan	Feb	Mar	Apr	May	Jun	Jul	Aug	Sep	Oct	Nov	Dec	Avg.
CAD Entries	1648	1772	2132										1851
Proactive	1091	1251	1471										1271
Proactive %	66%	71%	69%										69%



CITATIONS

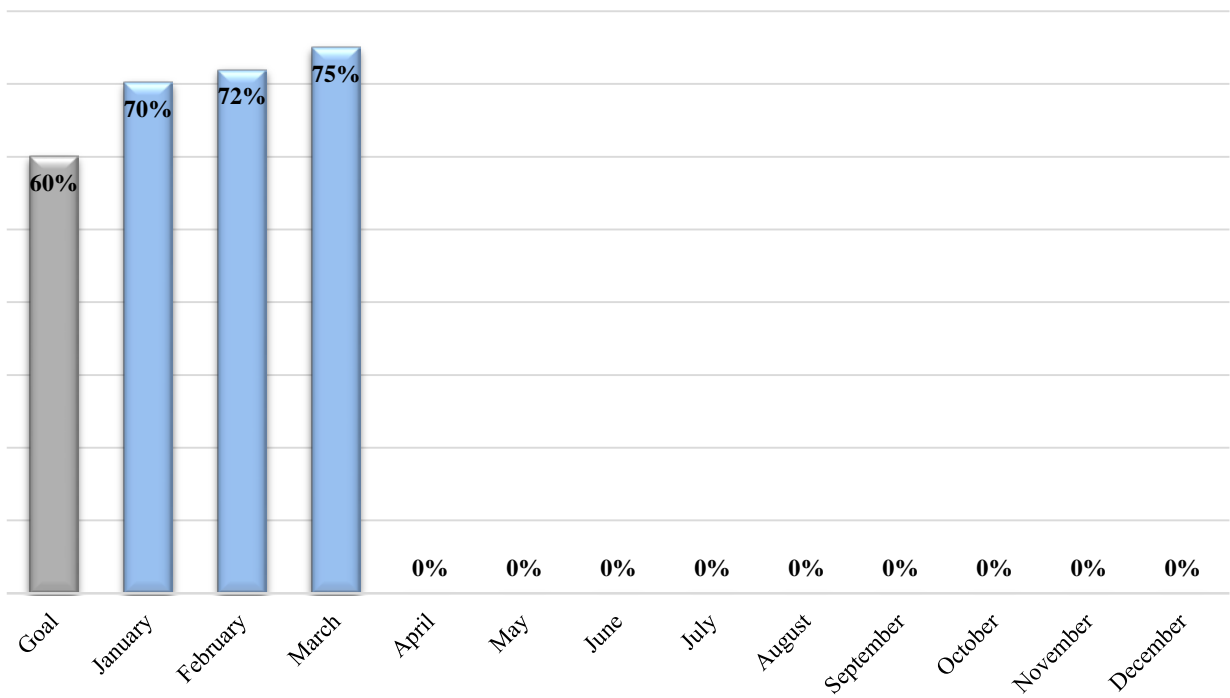
Type	Mar-21	YTD	Type	Mar-22	YTD
Moving/Equip/Other	100	136	Moving/Equip/Other	64	137
Speed	107	159	Speed	56	129
Parking	136	399	Parking	160	463
Warning	29	61	Warning	3	14
Total	372	753	Total	283	743

(Key Performance Indicator-KPI) MOVING VIOLATIONS

Maintain 60% of Traffic Citations issued for moving violations

2022	Jan	Feb	Mar	Apr	May	Jun	Jul	Aug	Sep	Oct	Nov	Dec	Total
Traffic Cites	57	89	120										266
Moving Cites	40	64	90										194
Percent	70%	72%	75%										73%

2022 Traffic Citations



SOCIAL HOST ORDINANCE CITATIONS

March 2021	YTD 2022
0	1

ARRESTS (Includes misdemeanor citations)

Offense	Jan	Feb	Mar	Apr	May	Jun	Jul	Aug	Sep	Oct	Nov	Dec	YTD
Alcohol Related	0	0	0										0
Battery	0	0	0										0
Battery on Peace Officer	0	0	0										0
Burglary	1	1	0										2
Car Jacking	0	0	0										0
COVID-19 Order	0	0	0										0
Criminal Threats	0	0	0										0
Domestic Violence	2	0	0										2
Driver License	1	0	4										5
Drug Paraphernalia	4	2	4										10
Drugs	0	1	3										4
Drunk in Public	1	0	0										1
DUI	2	1	1										4

Elder Abuse	0	0	0										0
Evading Officers	0	0	0										0
Exhibition of Speed	0	0	0										0
Extortion	0	0	0										0
Fireworks	0	0	0										0
Forgery	0	0	0										0
Grand Theft	0	0	0										0
Hit and Run	0	0	0										0
Identity Theft	0	1	3										4
Muni Code	0	0	0										0
Obstruct Officer	4	0	0										4
Parole Violation	0	0	0										0
Peeping	0	0	0										0
Petty Theft	0	0	0										0
Poss. Burglary Tools	0	0	0										0
Poss. stolen prop.	0	2	0										2
Robbery	0	0	0										0
Sexual Assault	0	0	0										0
Solicitation	0	0	0										0
Stolen Vehicle	0	0	0										0
Theft Access Card	0	0	0										0
Trespassing	0	0	0										0
Vandalism	0	0	2										2
Violate Court Order	1	0	0										1
Warrant	1	4	7										12
Weapons Violation	1	0	1										2
TOTAL	18	12	25	0	0	0	0	0	0	0	0	0	55

TWO-YEAR ARREST COMPARISON (Includes misdemeanor citations)

	Jan	Feb	Mar	Apr	May	Jun	Jul	Aug	Sep	Oct	Nov	Dec	Totals
2021	0	17	17	25	16	41	14	25	29	18	14	30	246
2022	18	12	25										55

JUVENILE ARRESTS YEAR TO DATE

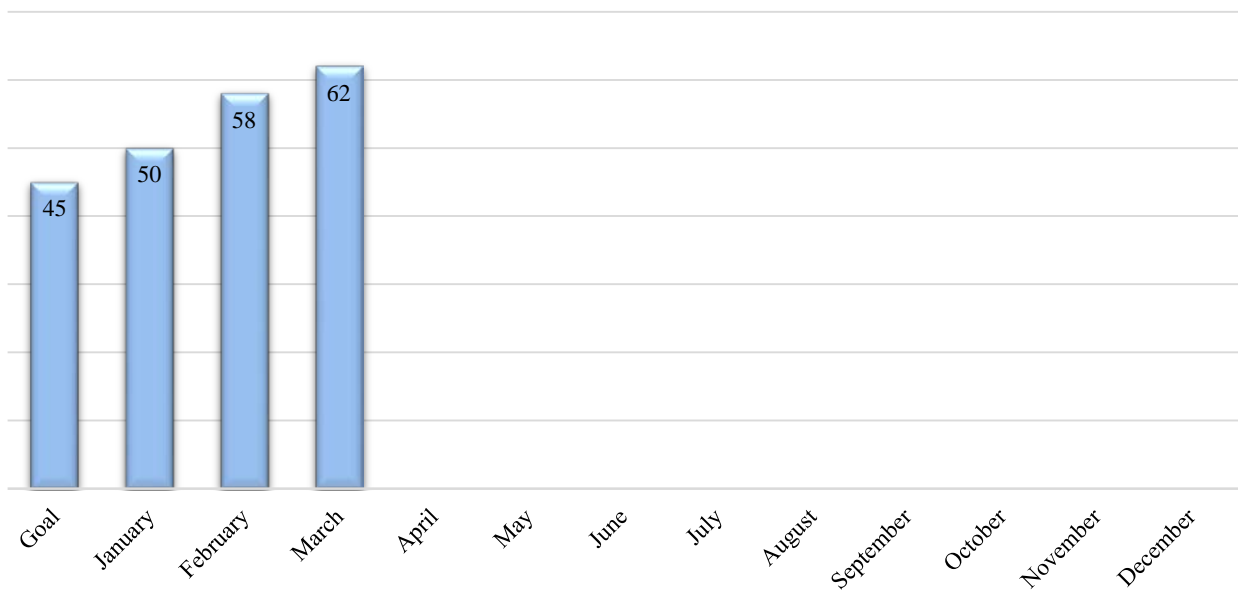
2021	2022
0	0

(Key Performance Indicator-KPI) PRISONER TRANSPORT ACTIVITY

KPI-Maintain average “Out of City” time under 45 minutes

	Jan	Feb	Mar	Apr	May	Jun	Jul	Aug	Sep	Oct	Nov	Dec	Avg.
Bookings	10	7	6										8
Time (min)	50	58	62										57

2022 Jail Booking Time in Minutes



TRAFFIC COLLISIONS

FOUR-YEAR TRAFFIC COLLISION COMPARISON

Year	Jan	Feb	Mar	Apr	May	Jun	Jul	Aug	Sep	Oct	Nov	Dec	Total
2019	3	4	9	5	9	7	1	4	8	2	4	2	58
2020	2	6	1	4	4	7	4	8	3	3	3	8	53
2021	3	6	5	6	10	2	8	9	6	1	9	6	71
2022	6	4	10										20

YTD TRAFFIC COLLISIONS

Cause	Location	I	N/I	H/R	B
Unsafe Speed	3300 blk Via Campesina		x		
	1200 blk Via Zumaya		x		
	600 blk PVDW	x			x
	2300 blk Via Pinale	x			
Stop Sign	PVDN / Via Campesina	x			
Wrong Side of Road	700 blk Via Del Monte	x			
	400 blk Via Corta	x			

DUI	700 blk PVDW		x		
	3800 blk PVDN		x		
Unknown	1300 blk PVDW	x			x
	100 blk PVDW		x	x	
	1600 blk Via Montemar		x	x	
Following Too Closely	100 blk PVDW		x		
Open Vehicle Door Unsafely	900 blk Via Del Monte	x			x
Failure to Yield	Via Valmonte & Via Gorrion	x			
	PVDN & Via Alameda		x		
	PVDW & Via De La Guerra	x			x
Unsafe Turn	PVDW & Paseo Lunado	x			
	3800 blk Via Campesina	x			x
	500 blk PVDW		x		

I: Injury

NI: Non-Injury

HR- Hit and Run

B= Bicycle involved

Type	Mar-22	YTD
Injury	6	11
Non-Injury	4	9
Hit and Run	2	2

PART 1 CRIME DATA – CLEARANCE YTD

Crime	2022 YTD Reported	2022 YTD Cleared	2022 Percent
Homicide	0	0	0%
Rape	1	1	100%
Aggravated Assault	0	0	0%
Robbery	0	0	0%
Burglary	11	2	18%
Larceny	15	2	13%
Auto Theft	3	1	33%
Arson	0	0	0%
Total	30	6	20%

*Cleared cases include cases that were reported prior to this year, but cleared this year.

STOLEN AND RECOVERED VEHICLES – YEAR TO DATE

Status	Quantity
Reported Stolen in PALOS VERDES ESTATES	3
PALOS VERDES ESTATES stolen vehicles recovered	1
Recovered in PALOS VERDES ESTATES (stolen in other jurisdiction)	1

*Recovered stolen vehicles include ones that were reported stolen prior to this year, but recovered this year.

CRIMINAL COMPLAINTS PRESENTED TO DISTRICT ATTORNEY

Type	March-2022	2022 YTD
Felony	3	7
Misdemeanor	15	55
Total	18	62
Officer Hearings	0	0
D.A. Rejections	13	38
Interest of Justice	0	0
Further Investigation	0	0
Insufficient Evidence	3	9
Deferred for Parole Revocation	0	0
Vic. Non-Desirous of Prosecution	0	0
Directives	10	29
Other	0	0

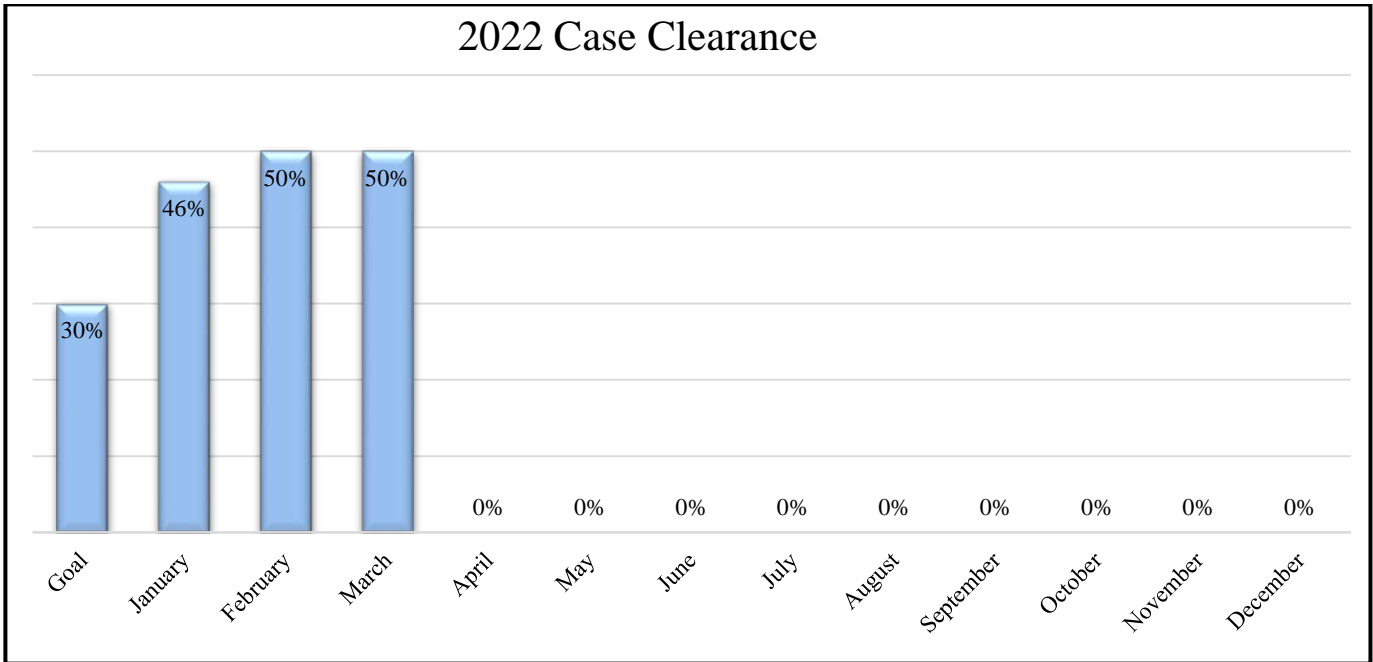
(Key Performance Indicator-KPI)-CASE CLEARANCE

KPI-Maintain case clearance rate of 30%

	Jan	Feb	Mar	Apr	May	June	July	Aug	Sept	Oct	Nov	Dec
2022	46%	50%	50%	n/a	n/a	n/a	n/a	n/a	n/a	n/a	n/a	n/a

	March 2022	2022
New Cases Opened	17	39
Total Closed	13	31
Closed ROA	4	4
Closed Other	3	6
Closed Unfounded	0	2
Remainder of cases to investigate	6	19
Cleared by Arrest	1	7
Cleared by Exception	2	2
Total Cleared	3	9
Total Clearance Rate	50%	48%
Closed Admin	4	11

2022 Case Clearance

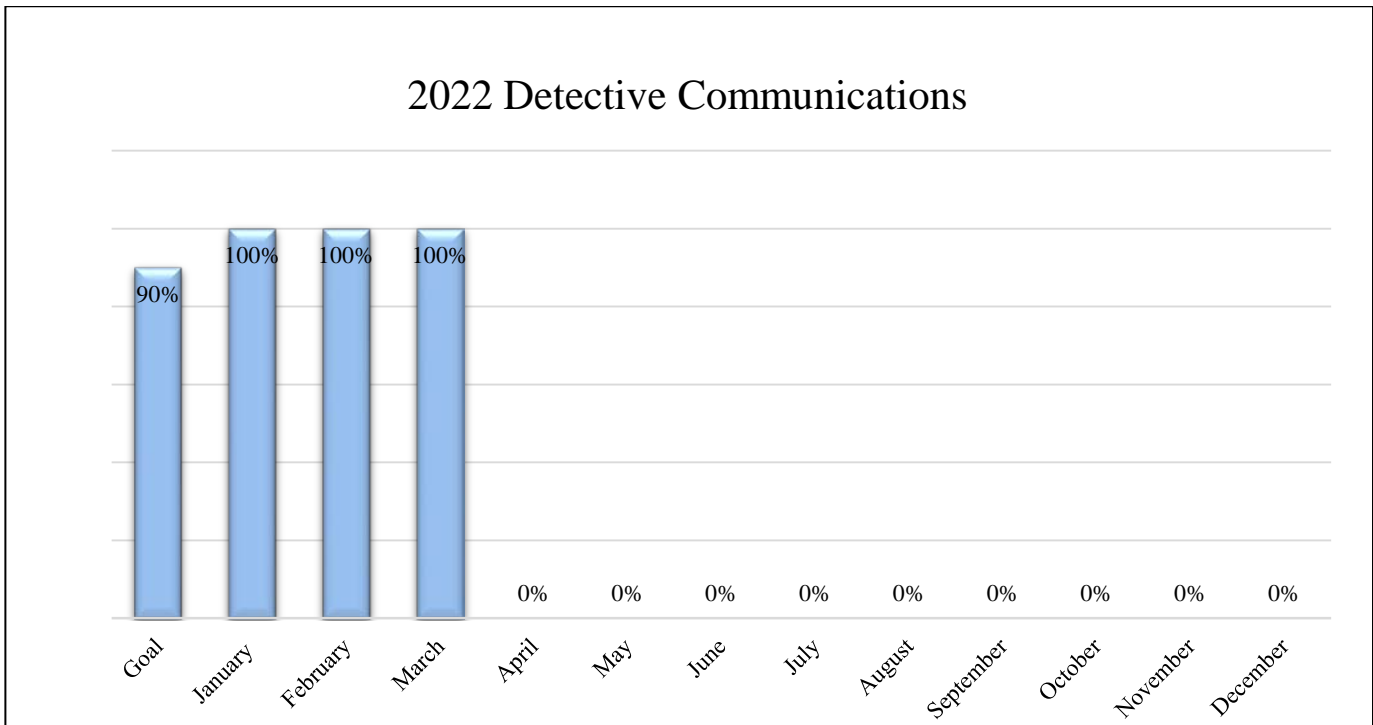


(Key Performance Indicator-KPI) DETECTIVE CALL-BACKS

KPI-Maintain detective communication with victims within 24 hours (90%)

Jan	Feb	Mar	Apr	May	Jun	Jul	Aug	Sep	Oct	Nov	Dec	Avg.
100%	100%	100%	n/a	n/a	n/a	n/a	n/a	n/a	n/a	n/a	n/a	100%

2022 Detective Communications



(Key Performance Indicator-KPI) 911 CALLS

KPI-Maintain 95% of 911 calls answered within 10 seconds

	Jan	Feb	Mar	Apr	May	Jun	Jul	Aug	Sep	Oct	Nov	Dec	Avg.
911 Calls	271	189	255										238
% in 10 secs	98%	97%	95%										97%

