



MEMORANDUM

POLICE DEPARTMENT

TO: TONY BEST, CHIEF OF POLICE

FROM: STEVE BARBER, POLICE CAPTAIN

SUBJECT: MONTHLY REPORT FOR FEBRUARY, 2022

DATE: JUNE 8, 2022

MONTHLY POLICE REPORT

KEY PERFORMANCE INDICATORS (KPI)

KPI	GOAL	PERFORMANCE
Priority 1 response time	Average time within 3 minutes	2:32
Priority 2 response time	Average time within 5 minutes	4:08
Proactivity	Over 60% of CAD* entries	71%
Traffic Citations	60% for moving violations	72%
Jail bookings	“Out of City” under 45 minutes	58 minutes
Detective case clearance	Clearance rate above 30%	50%
Detective communication	90% within two days of a report	100%
911 Calls answer time	95% answered within 10 seconds	97%

*Computer Aided Dispatch (CAD)

In February of 2022, there were ten Part 1 crimes: one sexual assault, two attempted residential burglaries, one stolen vehicle, three thefts of motor vehicle parts, two thefts from vehicles, and one theft of mail.

Sexual Assault: the suspect was known to the victim and the two were in a dating relationship. The suspect proceeded to engage in sexual intercourse after the victim asked for him to stop. After a subsequent Detective Bureau follow-up, the victim decided to end their cooperation and refused to participate in any further investigation.

Attempted Burglary: the suspect was captured on home surveillance video, prowling in the backyard of the residence and attempting to open a rear sliding glass door. The victim in this

case contacted PVEPD, and officers responded to the area and located the suspect hiding in the backyard of the victim’s residence; the suspect was subsequently arrested.

Attempted Burglary: unknown suspect(s) attempted to gain entry by smashing a rear glass door. Suspect(s) fled the area in an unknown direction without entering the residence.

Stolen Vehicle: the victim in this case parked their vehicle in the driveway of their residence. The suspect(s) entered the victim’s vehicle by unknown means and fled the location undetected.

Thefts of Motor Vehicle Parts: unknown suspect(s) removed victims’ catalytic converters and fled the area undetected.

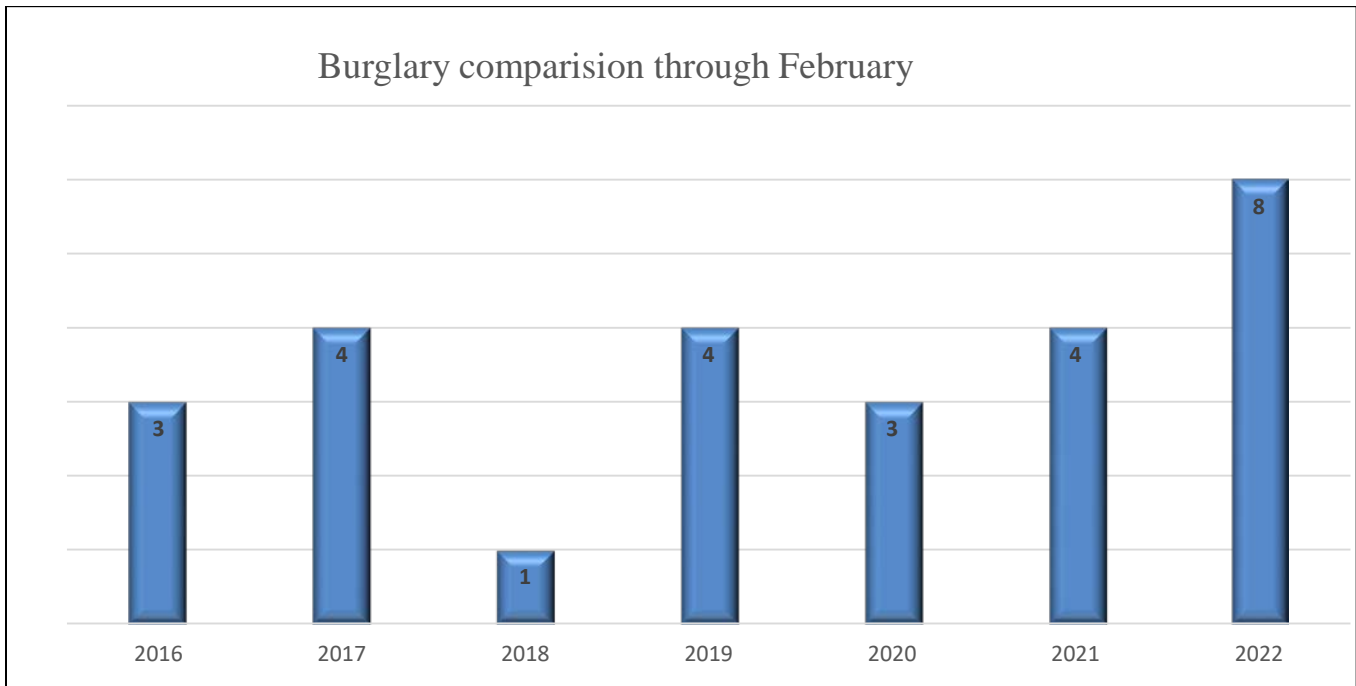
Thefts from a Motor Vehicle: both victims in these two cases parked their vehicles and left them unlocked. The suspect(s) entered the unsecured vehicles and removed the victim’s property and fled the area undetected.

Theft of Mail: the suspects in this case were observed removing packages from PVE residences. PVEPD Officers were alerted of the crimes and located the suspects in the immediate area. Upon further investigation, several packages from PVE addresses were recovered from the suspect vehicle. Both suspects were subsequently arrested.

PART 1 CRIMES

Crime	Feb-21	Feb-22	% Change	2021 YTD	2022 YTD	% Change
Homicide	0	0	0%	0	0	0%
Rape	0	1	n/a	0	1	n/a
Aggravated Assault	0	0	0%	0	0	0%
Robbery	0	0	0%	1	0	-100%
Burglary	0	2	n/a	4	8	100%
Larceny	2	6	200%	7	11	57%
Auto Theft	0	1	n/a	0	2	n/a
Arson	0	0	0%	0	0	0%
Total	2	10	400%	12	22	83%

CRIME DATA



FIELD OPERATIONS ACTIVITY

(Key Performance Indicator-KPI)-RESPONSE TIMES

Response times=from the time Dispatch receives the call until the first officer’s arrival

Priority 1 (emergency/immediate response)

Maintain average Priority 1 response time within 3 minutes

Priority 2 (immediate response, non-emergency)

Maintain average Priority 2 response time within 5 minutes

AVERAGE RESPONSE TIMES

	Jan	Feb	Mar	Apr	May	Jun	Jul	Aug	Sep	Oct	Nov	Dec	Avg.
Priority 1	2:49	2:32											2:40
Priority 2	4:34	4:08											4:21

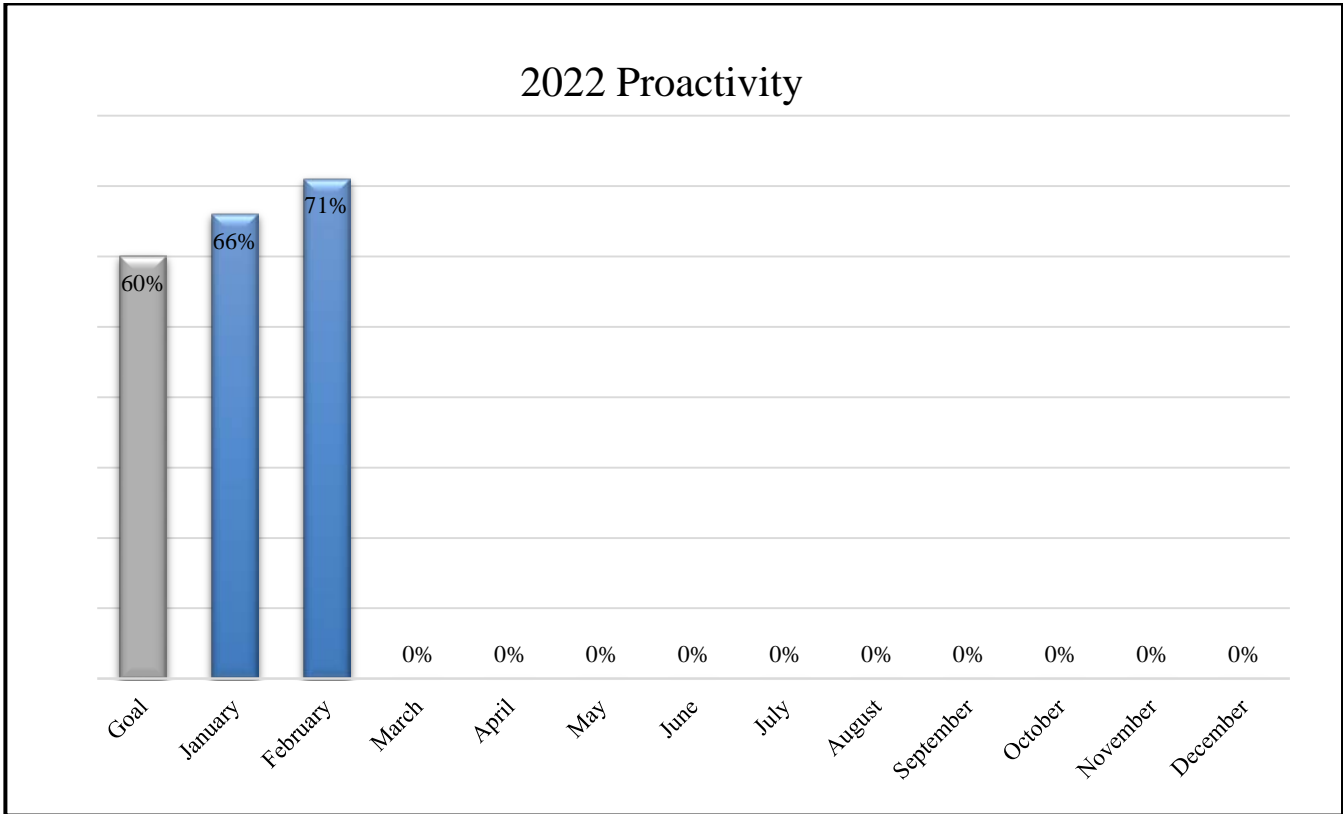
PROACTIVE POLICING

(Key Performance Indicator-KPI) PROACTIVITY

KPI-Maintain proactive policing activity over 60% of total CAD entries

	Jan	Feb	Mar	Apr	May	Jun	Jul	Aug	Sep	Oct	Nov	Dec	Avg.
CAD Entries	1648	1772											1710

Proactive	1091	1251											1171
Proactive %	66%	71%											68%



CITATIONS

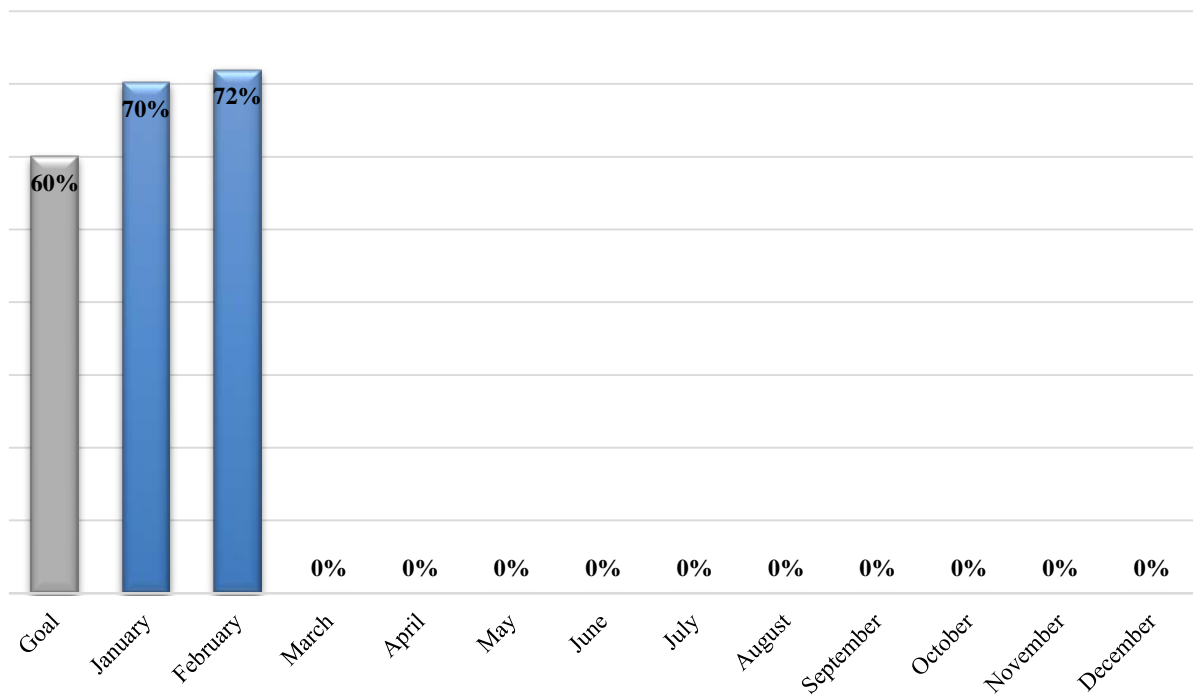
Type	Feb-21	YTD	Type	Feb-22	YTD
Moving/Equip/Other	36	36	Moving/Equip/Other	49	73
Speed	51	52	Speed	40	73
Parking	108	263	Parking	172	303
Written Warning	31	32	Written Warning	5	11
Total	224	381	Total	266	460

(Key Performance Indicator-KPI) MOVING VIOLATIONS

Maintain 60% of Traffic Citations issued for moving violations

2022	Jan	Feb	Mar	Apr	May	Jun	Jul	Aug	Sep	Oct	Nov	Dec	Total
Traffic Cites	57	89											146
Moving Cites	40	64											104
Percent	70%	72%											71%

2022 Traffic Citations



SOCIAL HOST ORDINANCE CITATIONS

February 2021	YTD 2022
1	1

ARRESTS (Includes misdemeanor citations)

Offense	Jan	Feb	Mar	Apr	May	Jun	Jul	Aug	Sep	Oct	Nov	Dec	YTD
Alcohol Related	0	0											0
Battery	0	0											0
Battery on Peace Officer	0	0											0
Burglary	1	1											2
Car Jacking	0	0											0
COVID-19 Order	0	0											0
Criminal Threats	0	0											0
Domestic Violence	2	0											2
Driver License	1	0											1
Drug Paraphernalia	4	2											6
Drugs	0	1											1
Drunk in Public	1	0											1
DUI	2	1											3

Elder Abuse	0	0												0
Evading Officers	0	0												0
Exhibition of Speed	0	0												0
Extortion	0	0												0
Fireworks	0	0												0
Forgery	0	0												0
Grand Theft	0	0												0
Hit and Run	0	0												0
Identity Theft	0	1												1
Muni Code	0	0												0
Obstruct Officer	4	0												4
Parole Violation	0	0												0
Peeping	0	0												0
Petty Theft	0	0												0
Poss. Burglary Tools	0	0												0
Poss. stolen prop.	0	2												2
Robbery	0	0												0
Sexual Assault	0	0												0
Solicitation	0	0												0
Stolen Vehicle	0	0												0
Theft Access Card	0	0												0
Trespassing	0	0												0
Vandalism	0	0												0
Violate Court Order	1	0												1
Warrant	1	4												5
Weapons Violation	1	0												1
TOTAL	18	12	0	0	0	0	0	0	0	0	0	0	0	30

TWO-YEAR ARREST COMPARISON (Includes misdemeanor citations)

	Jan	Feb	Mar	Apr	May	Jun	Jul	Aug	Sep	Oct	Nov	Dec	Totals
2021	0	17	17	25	16	41	14	25	29	18	14	30	246
2022	18	12											30

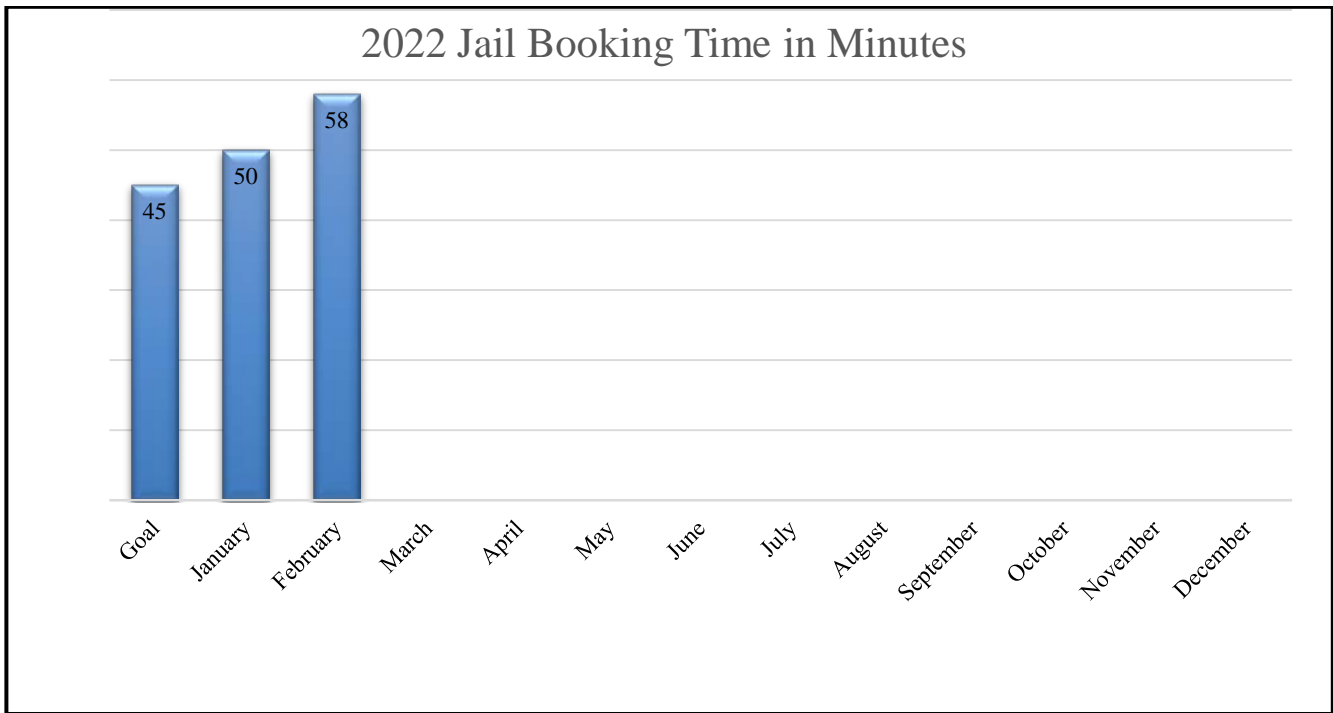
JUVENILE ARRESTS YEAR TO DATE

2021	2022
0	0

(Key Performance Indicator-KPI) PRISONER TRANSPORT ACTIVITY

KPI-Maintain average “Out of City” time under 45 minutes

	Jan	Feb	Mar	Apr	May	Jun	Jul	Aug	Sep	Oct	Nov	Dec	Avg.
Bookings	10	7											9
Time (min)	50	58											54



TRAFFIC COLLISIONS

FOUR-YEAR TRAFFIC COLLISION COMPARISON

Year	Jan	Feb	Mar	Apr	May	Jun	Jul	Aug	Sep	Oct	Nov	Dec	Total
2019	3	4	9	5	9	7	1	4	8	2	4	2	58
2020	2	6	1	4	4	7	4	8	3	3	3	8	53
2021	3	6	5	6	10	2	8	9	6	1	9	6	71
2022	6	4											10

YTD TRAFFIC COLLISIONS

Cause	Location	I	N/I	H/R	B
Unsafe Speed	3300 blk Via Campesina		x		
	1200 blk Via Zumaya		x		
	600 blk PVDW	x			x
	2300 blk Via Pinale	x			
Stop Sign	PVDN / Via Campesina	x			
Wrong Side of Road	700 blk Via Del Monte	x			
DUI	700 blk PVDW		x		
	3800 blk PVDN		x		
Unknown	1300 blk PVDW	x			x
Following Too Closely	100 blk PVDW		x		

I: Injury

NI: Non-Injury

HR- Hit and Run

B= Bicycle involved

Type	Feb-22	YTD
Injury	2	5
Non-Injury	2	5
Hit and Run	0	0

INVESTIGATIONS ACTIVITY

PART 1 CRIME DATA – CLEARANCE YTD

Crime	2022 YTD Reported	2022 YTD Cleared	2021 Percent
Homicide	0	0	0%
Rape	1	1	100%
Aggravated Assault	0	0	0%
Robbery	0	0	0%
Burglary	8	2	25%
Larceny	11	1	9%
Auto Theft	2	0	N/A%
Arson	0	0	0%
Total	22	4	18%

*Cleared cases include cases that were reported prior to this year, but cleared this year.

STOLEN AND RECOVERED VEHICLES – YEAR TO DATE

Status	Quantity
Reported Stolen in PALOS VERDES ESTATES	2
PALOS VERDES ESTATES stolen vehicles recovered	1
Recovered in PALOS VERDES ESTATES (stolen in other jurisdiction)	1

*Recovered stolen vehicles include ones that were reported stolen prior to this year, but recovered this year.

CRIMINAL COMPLAINTS PRESENTED TO DISTRICT ATTORNEY

Type	February-2022	2022 YTD
Felony	0	4
Misdemeanor	23	40
Total	23	44
Officer Hearings	0	0
D.A. Rejections	17	25
Interest of Justice	0	0
Further Investigation	0	0
Insufficient Evidence	4	6
Deferred for Parole Revocation	0	0
Vic. Non-Desirous of Prosecution	0	0
Directives	13	19
Other	0	0

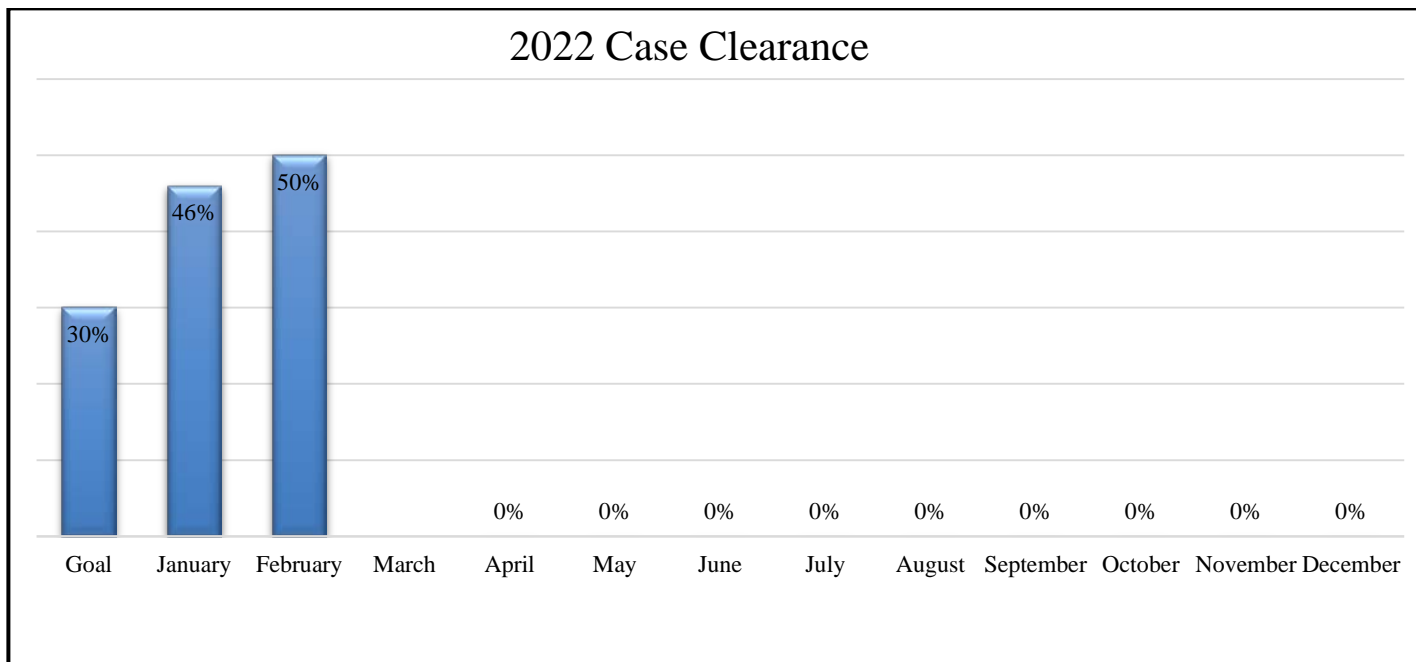
(Key Performance Indicator-KPI)-CASE CLEARANCE

KPI-Maintain case clearance rate of 30%

	Jan	Feb	Mar	Apr	May	June	July	Aug	Sept	Oct	Nov	Dec
2022	46%	50%										

	February 2022	2022
New Cases Opened	17	39
Total Closed	13	31
Closed ROA	4	4
Closed Other	3	6
Closed Unfounded	0	2
Remainder of cases to investigate	6	19
Cleared by Arrest	1	7
Cleared by Exception	2	2
Total Cleared	3	9
Total Clearance Rate	50%	48%
Closed Admin	4	11

2022 Case Clearance



(Key Performance Indicator-KPI) DETECTIVE CALL-BACKS

KPI-Maintain detective communication with victims within 24 hours (90%)

Jan	Feb	Mar	Apr	May	Jun	Jul	Aug	Sep	Oct	Nov	Dec	Avg.
100%	100%											100%

(Key Performance Indicator-KPI) 911 CALLS

KPI-Maintain 95% of 911 calls answered within 10 seconds

	Jan	Feb	Mar	Apr	May	Jun	Jul	Aug	Sep	Oct	Nov	Dec	Avg.
911 Calls	271	189											230
% in 10 secs	98%	97%											98%

2022 911 Calls Answered within 10 seconds

