



MEMORANDUM

POLICE DEPARTMENT

TO: TONY BEST, CHIEF OF POLICE

FROM: STEVE BARBER, POLICE CAPTAIN

SUBJECT: MONTHLY REPORT FOR JANUARY, 2022

DATE: MARCH 28, 2022

MONTHLY POLICE REPORT

KEY PERFORMANCE INDICATORS (KPI)

KPI	GOAL	PERFORMANCE
Priority 1 response time	Average time within 3 minutes	2:49
Priority 2 response time	Average time within 5 minutes	4:34
Proactivity	Over 60% of CAD* entries	66%
Traffic Citations	60% for moving violations	70%
Jail bookings	“Out of City” under 45 minutes	50 minutes
Detective case clearance	Clearance rate above 30%	46%
Detective communication	90% within two days of a report	100%
911 Calls answer time	95% answered within 10 seconds	98%

*Computer Aided Dispatch (CAD)

CRIME DATA

In January of 2022, there were twelve Part 1 crimes: Six residential burglaries, one stolen vehicle, three thefts from a motor vehicle, and two thefts of property.

In the first burglary case, a known suspect entered the residence and removed property from the victim’s residence. PVEPD Officers were advised of the incident and immediately responded to the residence and arrested the suspect.

In the second burglary, three unknown suspects gained entry to a closed business by smashing a front window. The Suspects entered the business, removed specific items, and fled the area with property.

In the next four burglary cases, the suspect(s) gained entry into the residences by smashing / shattering rear windows or glass doors. The suspect(s) ransacked rooms and were selective in loot. The suspect(s) fled the area undetected.

Of the theft of a motor vehicle, the victim parked their vehicle and left it unlocked. The suspects entered the vehicle and fled the location undetected.

Of the two thefts of motor vehicle parts, unknown suspect(s) removed the victims' catalytic converters and fled the area undetected.

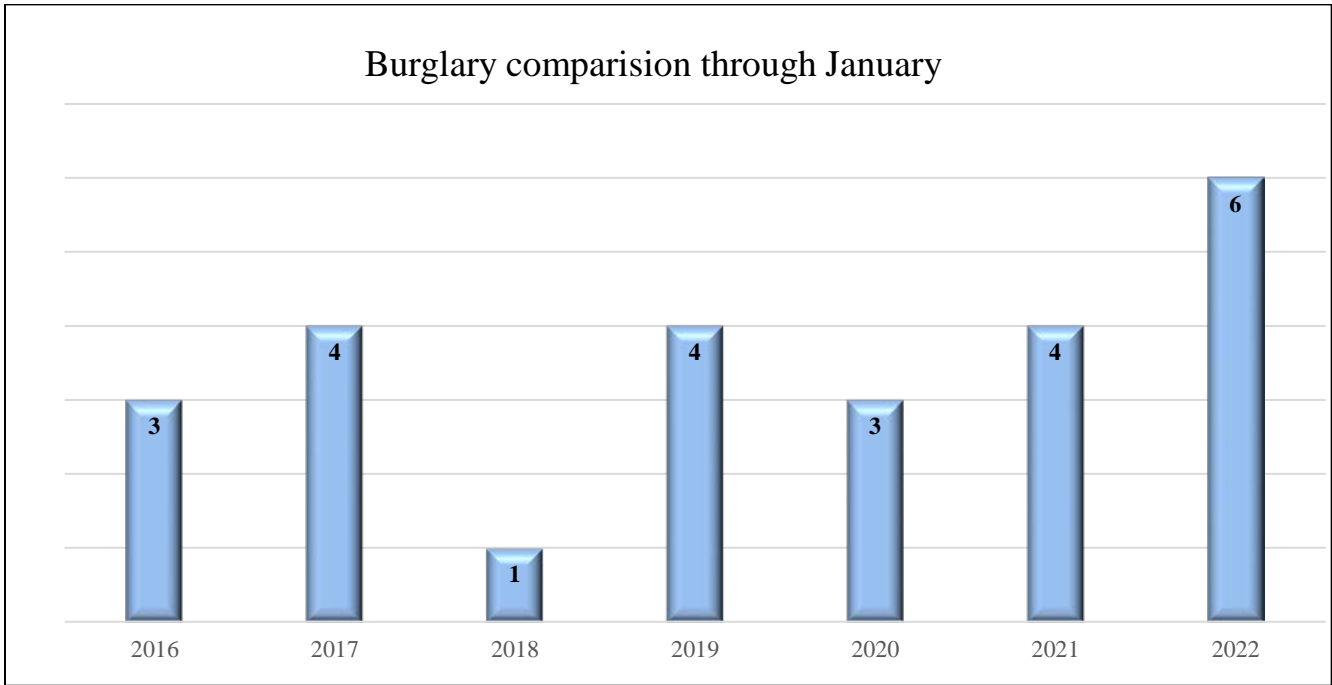
Of the theft from a motor vehicle, the victim in this case parked their vehicle and left it unlocked. The suspect(s) entered the unsecured vehicle and removed victim's property and fled the area undetected.

Of the property thefts, in the first case, a suspect known to the victim removed property from the victim's residence without permission.

In the second theft, a known suspect removed a package from the victim's front porch and fled the area. The victim in this case provided video surveillance of the suspect, and PVEPD detectives were able to identify the suspect from previous cases and arrests.

PART 1 CRIMES

Crime	Jan-21	Jan-22	% Change	2021 YTD	2022 YTD	% Change
Homicide	0	0	0%	0	0	0%
Rape	0	0	0%	0	0	0%
Aggravated Assault	0	0	0%	0	0	0%
Robbery	1	0	-100%	1	0	-100%
Burglary	4	6	50%	4	6	50%
Larceny	5	5	0%	5	5	0%
Auto Theft	0	1	n/a	0	1	n/a
Arson	0	0	0%	0	0	0%
Total	10	12	20%	10	12	20%



FIELD OPERATIONS ACTIVITY

(Key Performance Indicator-KPI)-RESPONSE TIMES

Response times=from the time Dispatch receives the call until the first officer's arrival

Priority 1 (emergency/immediate response)

Maintain average Priority 1 response time within 3 minutes

Priority 2 (immediate response, non-emergency)

Maintain average Priority 2 response time within 5 minutes

AVERAGE RESPONSE TIMES

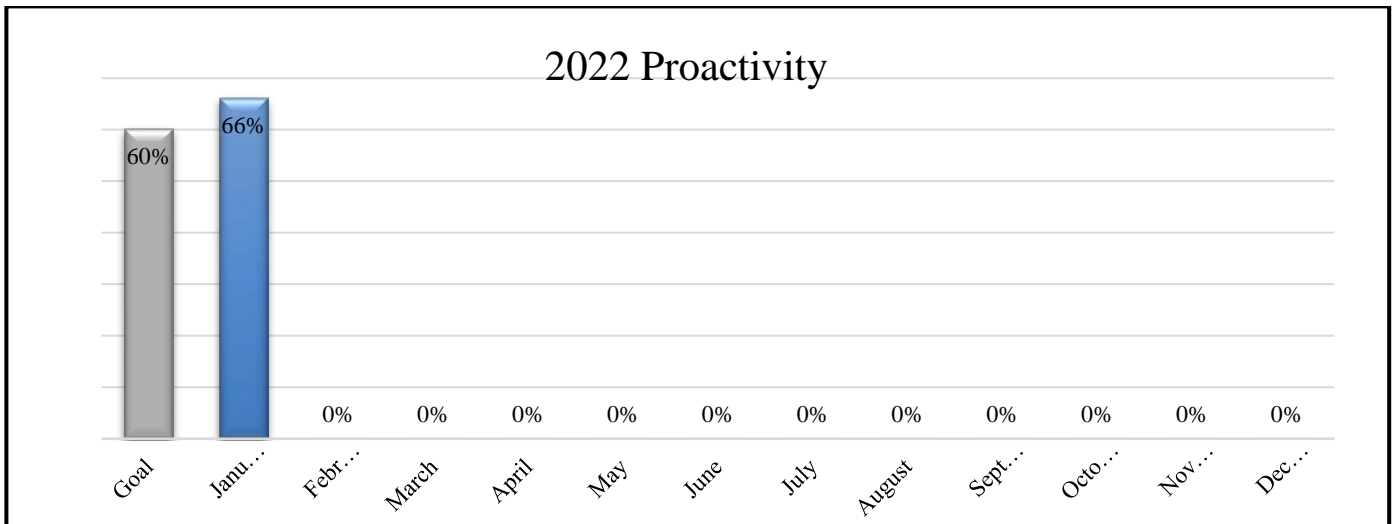
	Jan	Feb	Mar	Apr	May	Jun	Jul	Aug	Sep	Oct	Nov	Dec	Avg.
Priority 1	2:49												2:49
Priority 2	4:34												4:34

PROACTIVE POLICING

(Key Performance Indicator-KPI) PROACTIVITY

KPI-Maintain proactive policing activity over 60% of total CAD entries

	Jan	Feb	Mar	Apr	May	Jun	Jul	Aug	Sep	Oct	Nov	Dec	Avg.
CAD Entries	1648												1648
Proactive	1091												1091
Proactive %	66%												66%



CITATIONS

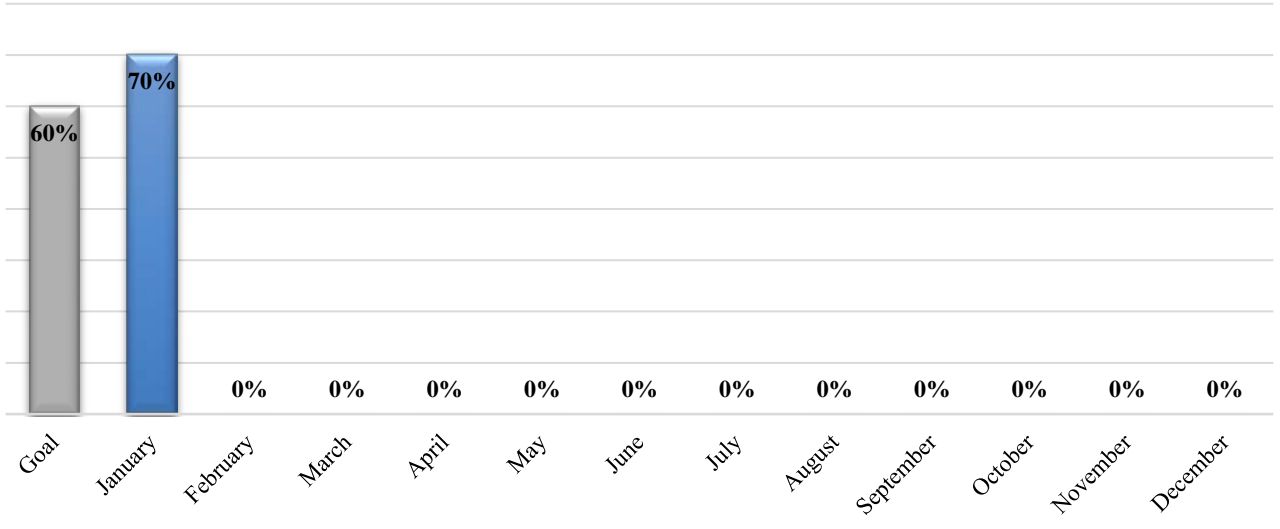
Type	Jan-21	YTD	Type	Jan-22	YTD
Moving/Equip/Other	0	0	Moving/Equip/Other	24	24
Speed	1	1	Speed	33	33
Parking	155	155	Parking	131	131
Warning	1	1	Warning	6	6
Total	157	157	Total	194	194

(Key Performance Indicator-KPI) MOVING VIOLATIONS

Maintain 60% of Traffic Citations issued for moving violations

2022	Jan	Feb	Mar	Apr	May	Jun	Jul	Aug	Sep	Oct	Nov	Dec	Total
Traffic Cites	57												57
Moving Cites	40												40
Percent	70%												70%

2022 Traffic Citations



SOCIAL HOST ORDINANCE CITATIONS

January 2021	YTD 2022
0	0

ARRESTS (Includes misdemeanor citations)

Offense	Jan	Feb	Mar	Apr	May	Jun	Jul	Aug	Sep	Oct	Nov	Dec	YTD
Alcohol Related	0												0
Battery	0												0
Battery on Peace Officer	0												0
Burglary	1												1
Car Jacking	0												0
Criminal Threats	0												0
Domestic Violence	2												2
Driver License	1												1
Drug Paraphernalia	4												4
Drugs	0												0
Drunk in Public	1												1
DUI	2												2
Elder Abuse	0												0
Evading Officers	0												0
Exhibition of Speed	0												0
Extortion	0												0
Fireworks	0												0
Forgery	0												0
Grand Theft	0												0
Hit and Run	0												0

Identity Theft	0													0
Muni Code	0													0
Obstruct Officer	4													4
Parole Violation	0													0
Peeping	0													0
Petty Theft	0													0
Poss. Burglary Tools	0													0
Poss. stolen prop.	0													0
Robbery	0													0
Sexual Assault	0													0
Solicitation	0													0
Stolen Vehicle	0													0
Theft Access Card	0													0
Trespassing	0													0
Vandalism	0													0
Violate Court Order	1													1
Warrant	1													1
Weapons Violation	1													1
TOTAL	18	0	0	0	0	0	0	0	0	0	0	0	0	18

TWO-YEAR ARREST COMPARISON (Includes misdemeanor citations)

	Jan	Feb	Mar	Apr	May	Jun	Jul	Aug	Sep	Oct	Nov	Dec	Totals
2021	0	17	17	25	16	41	14	25	29	18	14	30	246
2022	18												18

JUVENILE ARRESTS YEAR TO DATE

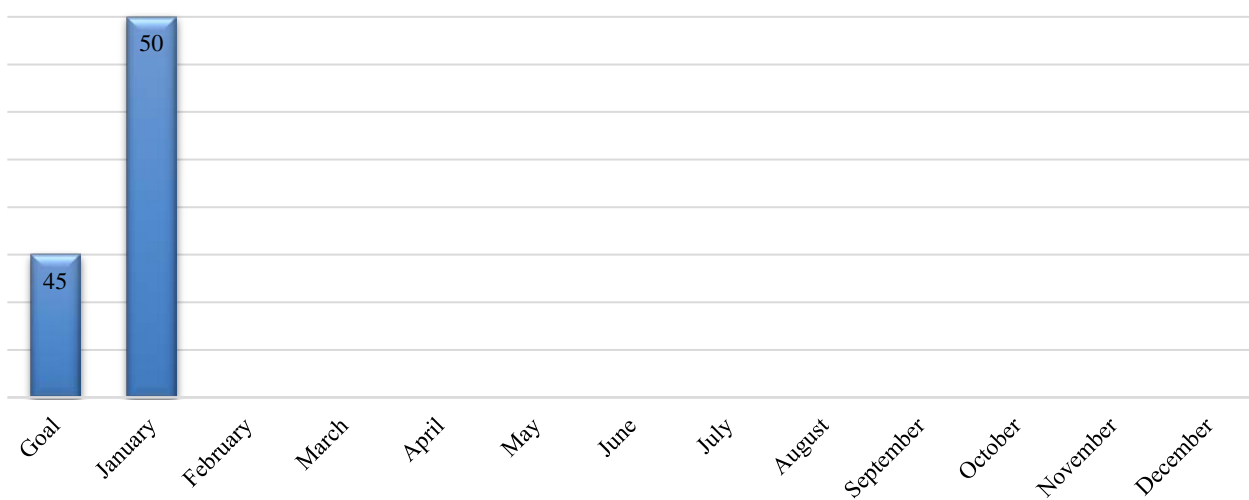
2021	2022
0	0

(Key Performance Indicator-KPI) PRISONER TRANSPORT ACTIVITY

KPI-Maintain average “Out of City” time under 45 minutes

	Jan	Feb	Mar	Apr	May	Jun	Jul	Aug	Sep	Oct	Nov	Dec	Avg.
Bookings	10												10
Time (min)	50												50

2022 Jail Booking Time in Minutes



TRAFFIC COLLISIONS

FOUR-YEAR TRAFFIC COLLISION COMPARISON

Year	Jan	Feb	Mar	Apr	May	Jun	Jul	Aug	Sep	Oct	Nov	Dec	Total
2019	3	4	9	5	9	7	1	4	8	2	4	2	58
2020	2	6	1	4	4	7	4	8	3	3	3	8	53
2021	3	6	5	6	10	2	8	9	6	1	9	6	71
2022	6												6

YTD TRAFFIC COLLISIONS

Cause	Location	I	N/I	H/R	B
Unsafe Speed	3300 blk Via Campesina		x		
	1200 blk Via Zumaya		x		
Stop Sign	PVDN / Via Campesina	x			
Wrong Side of Road	700 blk Via Del Monte	x			
DUI	700 blk PVDW		x		
Unknown	1300 blk PVDW	x			x

Type	Jan-22	YTD
Injury	3	3
Non-Injury	3	3
Hit and Run	0	0

INVESTIGATIONS ACTIVITY

PART 1 CRIME DATA – CLEARANCE YTD

Crime	2022 YTD Reported	2022 YTD Cleared	2021 Percent
Homicide	0	0	0%
Rape	0	0	0%
Aggravated Assault	0	0	0%
Robbery	0	0	0%
Burglary	6	1	17%
Larceny	5	0	0%
Auto Theft	1	0	0%
Arson	0	0	0%
Total	12	1	9%

*Cleared cases include cases that were reported prior to this year, but cleared this year.

STOLEN AND RECOVERED VEHICLES – YEAR TO DATE

Status	Quantity
Reported Stolen in PALOS VERDES ESTATES	1
PALOS VERDES ESTATES stolen vehicles recovered	1
Recovered in PALOS VERDES ESTATES (stolen in other jurisdiction)	0

*Recovered stolen vehicles include ones that were reported stolen prior to this year, but recovered this year.

CRIMINAL COMPLAINTS PRESENTED TO DISTRICT ATTORNEY

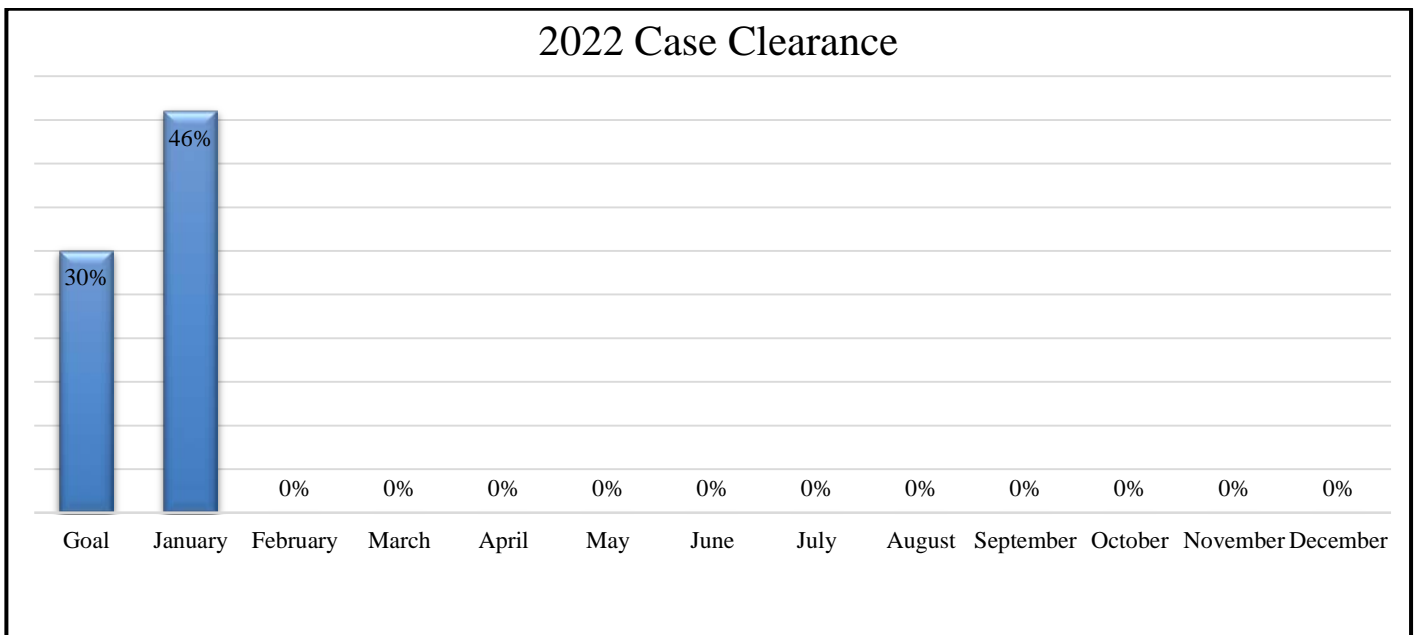
Type	January-2022	2022 YTD
Felony	4	4
Misdemeanor	17	17
Total	21	21
Officer Hearings	0	0
D.A. Rejections	8	8
Interest of Justice	0	0
Further Investigation	0	0
Insufficient Evidence	2	2
Deferred for Parole Revocation	0	0
Vic. Non-Desirous of Prosecution	0	0
Directives	6	6
Other	0	0

(Key Performance Indicator-KPI)-CASE CLEARANCE

KPI-Maintain case clearance rate of 30%

	Jan	Feb	Mar	Apr	May	June	July	Aug	Sept	Oct	Nov	Dec
2022	46%											

	January 2022	2022
New Cases Opened	22	22
Total Closed	18	18
Closed ROA	0	0
Closed Other	3	3
Closed Unfounded	2	2
Remainder of cases to investigate	0	0
Cleared by Arrest	6	6
Cleared by Exception	0	0
Total Cleared	6	6
Total Clearance Rate	46%	46%
Closed Admin	7	7



(Key Performance Indicator-KPI) DETECTIVE CALL-BACKS

KPI-Maintain detective communication with victims within 24 hours (90%)

Jan	Feb	Mar	Apr	May	Jun	Jul	Aug	Sep	Oct	Nov	Dec	Avg.
100%												100%

(Key Performance Indicator-KPI) 911 CALLS

KPI-Maintain 95% of 911 calls answered within 10 seconds

	Jan	Feb	Mar	Apr	May	Jun	Jul	Aug	Sep	Oct	Nov	Dec	Avg.
911 Calls	271												271
% in 10 secs	98%												98%

2022 911 Calls Answered within 10 seconds

