



# MEMORANDUM

## POLICE DEPARTMENT

TO: TONY BEST, CHIEF OF POLICE

FROM: STEVE BARBER, POLICE CAPTAIN

SUBJECT: MONTHLY REPORT FOR AUGUST, 2021

DATE: NOVEMBER 16, 2021

---

### MONTHLY POLICE REPORT

#### KEY PERFORMANCE INDICATORS (KPI)

| KPI                      | GOAL                            | PERFORMANCE |
|--------------------------|---------------------------------|-------------|
| Priority 1 response time | Average time within 3 minutes   | 2:05        |
| Priority 2 response time | Average time within 5 minutes   | 4:07        |
| Proactivity              | Over 60% of CAD* entries        | 66%         |
| Traffic Citations        | 60% for moving violations       | 78%         |
| Jail bookings            | “Out of City” under 45 minutes  | 75 minutes  |
| Detective case clearance | Clearance rate above 30%        | 13%         |
| Detective communication  | 90% within two days of a report | 100%        |
| 911 Calls answer time    | 95% answered within 10 seconds  | 99%         |

\*Computer Aided Dispatch (CAD)

#### CRIME DATA

In August of 2021, there were six Part 1 crimes: two residential burglaries, three thefts of mail, and one theft of property.

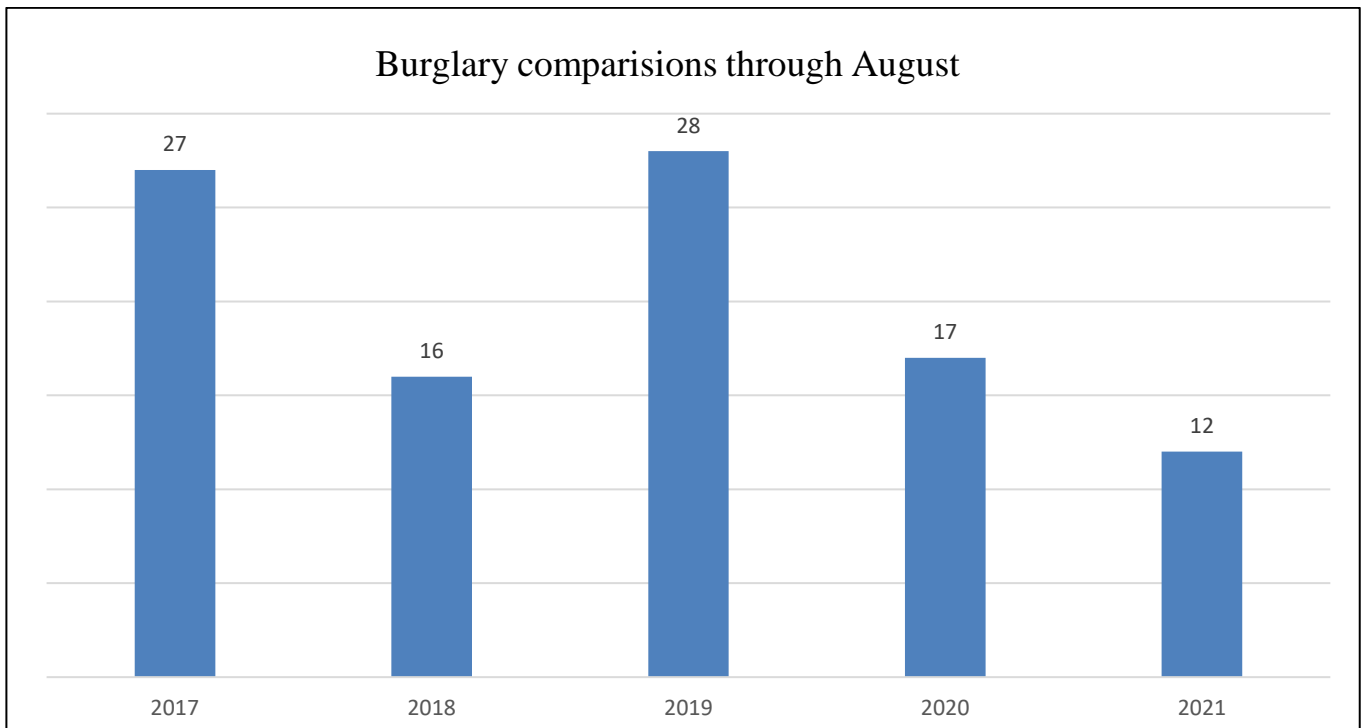
The first burglary occurred during a one-year time-frame, when the victim was away on business. The suspect(s) gained entry by smashing the rear master bathroom window and ransacked the master bedroom / master bathroom. The suspect(s) fled the location undetected with the victim’s property.

In the second burglary, the suspect(s) entered the residence by smashing a window pane located on the front door of the residence. Suspect(s) unlocked the door and proceeded to the master bedroom and removed two rings from the top of a dresser. The suspect(s) fled the location with the victim’s property undetected.

The thefts of mail occurred at multiple locations throughout the city of PVE. The suspect(s) in these cases removed the victims' mail from secured and un-secured mailboxes. In all of these cases, the suspect(s) fled the location undetected.

Of the theft of property, the suspect was known to the victim and in a dating relationship. The suspect removed property from the residence without permission. The victim notified PVEPD Officers after noticing the property missing from the residence. PVEPD Officers responded to both the suspect's and victim's residences and recovered some of the property after conducting their investigation.

| Crime              | Aug-20   | Aug-21   | % Change    | 2020 YTD  | 2021 YTD  | % Change  |
|--------------------|----------|----------|-------------|-----------|-----------|-----------|
| Homicide           | 0        | 0        | n/a         | 0         | 0         | n/a       |
| Rape               | 0        | 0        | n/a         | 0         | 1         | n/a       |
| Aggravated Assault | 0        | 0        | n/a         | 0         | 0         | n/a       |
| Robbery            | 0        | 0        | n/a         | 1         | 1         | n/a       |
| Burglary           | 1        | 2        | 100%        | 17        | 12        | -29%      |
| Larceny            | 6        | 4        | -33%        | 36        | 41        | 14%       |
| Auto Theft         | 1        | 0        | -100%       | 4         | 3         | -25%      |
| Arson              | 0        | 0        | n/a         | 0         | 1         | n/a       |
| <b>Total</b>       | <b>8</b> | <b>6</b> | <b>-25%</b> | <b>58</b> | <b>59</b> | <b>2%</b> |



## FIELD OPERATIONS ACTIVITY

### (Key Performance Indicator-KPI)-RESPONSE TIMES

Response times=from the time Dispatch receives the call until the first officer's arrival

**Priority 1** (emergency/immediate response)

Maintain average Priority 1 response time within 3 minutes

**Priority 2** (immediate response, non-emergency)

Maintain average Priority 2 response time within 5 minutes

### AVERAGE RESPONSE TIMES

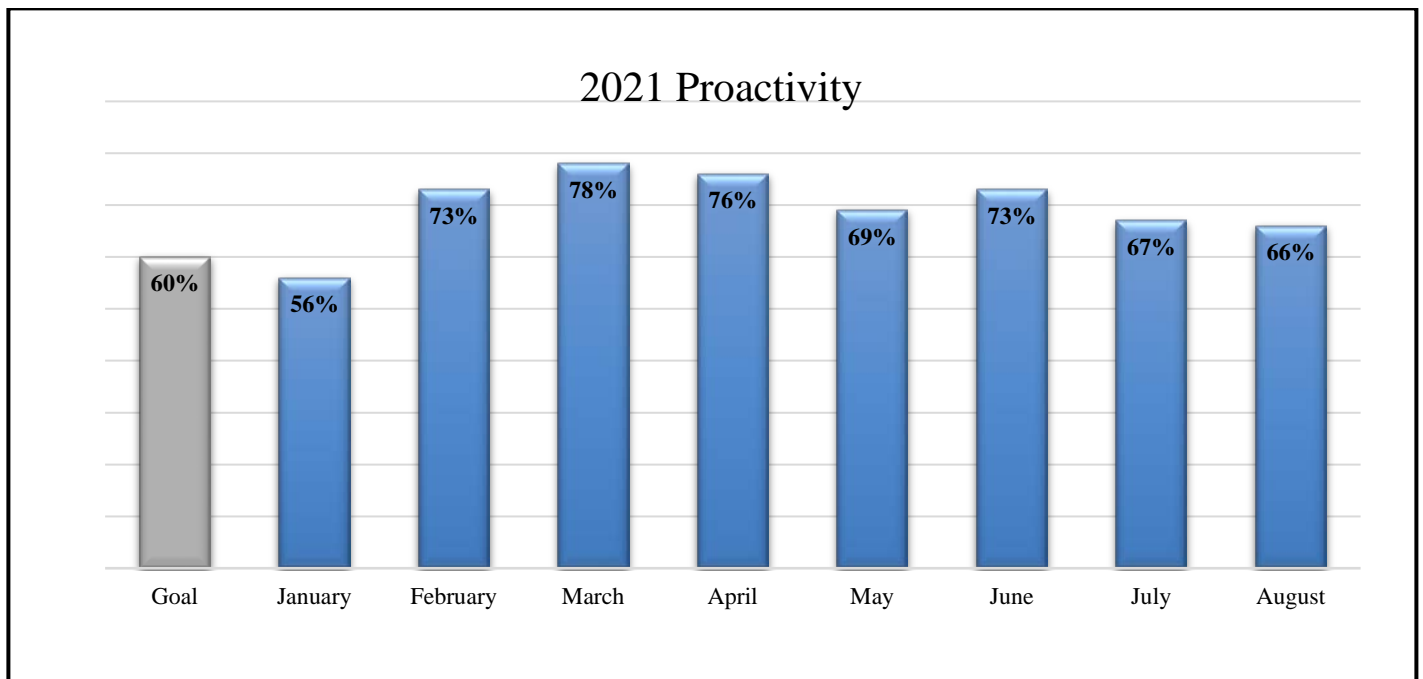
|            | Jan  | Feb  | Mar  | Apr  | May  | Jun  | Jul  | Aug  | Sep | Oct | Nov | Dec | Avg. |
|------------|------|------|------|------|------|------|------|------|-----|-----|-----|-----|------|
| Priority 1 | 2:39 | 2:14 | 2:31 | 2:40 | 2:13 | 2:55 | 2:57 | 2:05 |     |     |     |     | 2:31 |
| Priority 2 | 4:13 | 4:02 | 4:23 | 3:30 | 5:10 | 3:31 | 4:22 | 4:07 |     |     |     |     | 4:04 |

## PROACTIVE POLICING

### (Key Performance Indicator-KPI) PROACTIVITY

KPI-Maintain proactive policing activity over 60% of total CAD entries

|             | Jan  | Feb  | Mar  | Apr  | May  | Jun  | Jul  | Aug  | Sep | Oct | Nov | Dec | Avg. |
|-------------|------|------|------|------|------|------|------|------|-----|-----|-----|-----|------|
| CAD Entries | 1241 | 1437 | 2045 | 2115 | 1938 | 2136 | 1937 | 1937 |     |     |     |     | 1848 |
| Proactive   | 699  | 1043 | 1586 | 1616 | 1344 | 1562 | 1307 | 1281 |     |     |     |     | 1305 |
| Proactive % | 56%  | 73%  | 78%  | 76%  | 69%  | 73%  | 67%  | 66%  |     |     |     |     | 71%  |



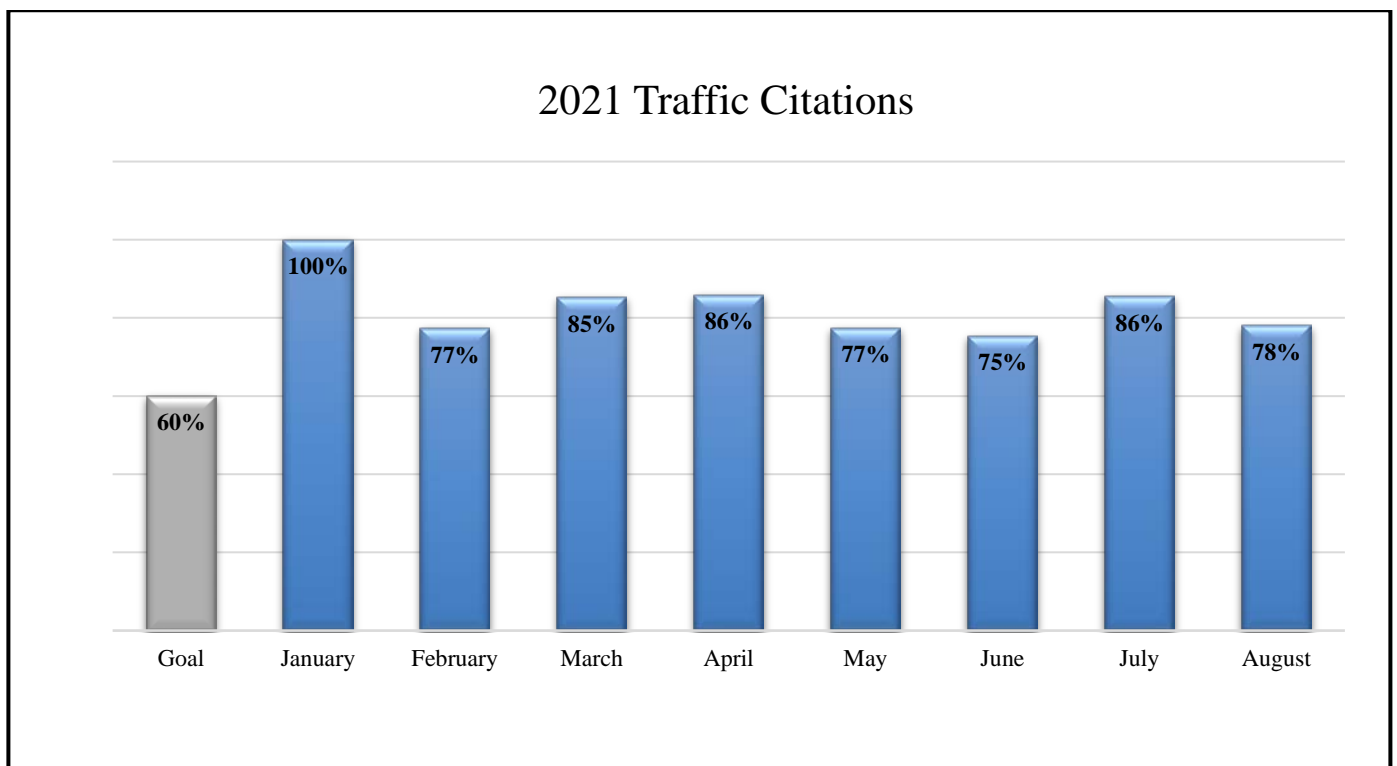
**CITATIONS**

| Type               | Aug-20     | YTD         | Type               | Aug-21     | YTD         |
|--------------------|------------|-------------|--------------------|------------|-------------|
| Moving/Equip/Other | 17         | 189         | Moving/Equip/Other | 40         | 454         |
| Speed              | 3          | 13          | Speed              | 28         | 321         |
| Parking            | 75         | 731         | Parking            | 175        | 1249        |
| Warning            | 46         | 133         | Warning            | 7          | 104         |
| <b>Total</b>       | <b>141</b> | <b>1066</b> | <b>Total</b>       | <b>250</b> | <b>2128</b> |

**(Key Performance Indicator-KPI) MOVING VIOLATIONS**

Maintain 60% of Traffic Citations issued for moving violations

| 2021          | Jan  | Feb | Mar | Apr | May | Jun | Jul | Aug | Sep | Oct | Nov | Dec | Total |
|---------------|------|-----|-----|-----|-----|-----|-----|-----|-----|-----|-----|-----|-------|
| Traffic Cites | 1    | 84  | 196 | 106 | 62  | 65  | 76  | 68  |     |     |     |     | 658   |
| Moving Cites  | 1    | 65  | 167 | 91  | 48  | 49  | 65  | 56  |     |     |     |     | 542   |
| Percent       | 100% | 77% | 85% | 86% | 77% | 75% | 86% | 78% |     |     |     |     | 82%   |



**SOCIAL HOST ORDINANCE CITATIONS**

| August 2021 | YTD |
|-------------|-----|
| 0           | 0   |

**ARRESTS** (Includes misdemeanor citations)

| Offense                  | Jan      | Feb       | Mar       | Apr       | May       | Jun       | Jul       | Aug       | Sep | Oct | Nov | Dec | YTD        |
|--------------------------|----------|-----------|-----------|-----------|-----------|-----------|-----------|-----------|-----|-----|-----|-----|------------|
| Alcohol Related          | 0        | 0         | 0         | 0         | 0         | 0         | 0         | 0         |     |     |     |     | 0          |
| Battery                  | 0        | 0         | 0         | 0         | 0         | 0         | 0         | 0         |     |     |     |     | 0          |
| Battery on Peace Officer | 0        | 0         | 0         | 0         | 0         | 0         | 0         | 0         |     |     |     |     | 0          |
| Burglary                 | 0        | 0         | 0         | 0         | 1         | 0         | 0         | 1         |     |     |     |     | 2          |
| Car Jacking              | 0        | 0         | 0         | 0         | 0         | 0         | 0         | 0         |     |     |     |     | 0          |
| COVID-19 Order           | 0        | 0         | 0         | 0         | 0         | 0         | 0         | 0         |     |     |     |     | 0          |
| Criminal Threats         | 0        | 0         | 1         | 1         | 0         | 1         | 0         | 0         |     |     |     |     | 3          |
| Domestic Violence        | 0        | 0         | 0         | 0         | 0         | 0         | 1         | 0         |     |     |     |     | 1          |
| Driver License           | 0        | 3         | 4         | 7         | 0         | 4         | 0         | 4         |     |     |     |     | 22         |
| Drug Paraphernalia       | 0        | 1         | 4         | 3         | 2         | 4         | 0         | 0         |     |     |     |     | 14         |
| Drugs                    | 0        | 6         | 3         | 10        | 2         | 14        | 4         | 3         |     |     |     |     | 42         |
| Drunk in Public          | 0        | 0         | 0         | 0         | 0         | 0         | 0         | 1         |     |     |     |     | 1          |
| DUI                      | 0        | 1         | 2         | 1         | 0         | 5         | 3         | 5         |     |     |     |     | 17         |
| Evading Officers         | 0        | 0         | 0         | 0         | 0         | 0         | 0         | 1         |     |     |     |     | 1          |
| Exhibition of Speed      | 0        | 0         | 0         | 0         | 0         | 0         | 0         | 0         |     |     |     |     | 0          |
| Extortion                | 0        | 0         | 0         | 0         | 0         | 0         | 0         | 0         |     |     |     |     | 0          |
| Fireworks                | 0        | 0         | 0         | 0         | 0         | 0         | 0         | 0         |     |     |     |     | 0          |
| Grand Theft              | 0        | 0         | 0         | 0         | 0         | 3         | 0         | 0         |     |     |     |     | 3          |
| Hit and Run              | 0        | 1         | 0         | 0         | 0         | 0         | 0         | 0         |     |     |     |     | 1          |
| Identity Theft           | 0        | 0         | 0         | 0         | 0         | 3         | 0         | 1         |     |     |     |     | 4          |
| Muni Code                | 0        | 0         | 0         | 0         | 0         | 0         | 0         | 0         |     |     |     |     | 0          |
| Obstruct Officer         | 0        | 0         | 0         | 0         | 0         | 0         | 1         | 1         |     |     |     |     | 2          |
| Parole Violation         | 0        | 0         | 0         | 0         | 0         | 0         | 0         | 0         |     |     |     |     | 0          |
| Peeping                  | 0        | 0         | 0         | 0         | 0         | 0         | 0         | 0         |     |     |     |     | 0          |
| Petty Theft              | 0        | 0         | 0         | 0         | 0         | 1         | 0         | 0         |     |     |     |     | 1          |
| Poss. Burglary Tools     | 0        | 0         | 0         | 0         | 0         | 0         | 0         | 0         |     |     |     |     | 0          |
| Poss. stolen prop.       | 0        | 0         | 0         | 0         | 2         | 0         | 0         | 3         |     |     |     |     | 5          |
| Robbery                  | 0        | 0         | 0         | 0         | 0         | 0         | 0         | 1         |     |     |     |     | 1          |
| Sexual Assault           | 0        | 0         | 0         | 0         | 0         | 0         | 0         | 0         |     |     |     |     | 0          |
| Solicitation             | 0        | 0         | 0         | 0         | 0         | 0         | 0         | 0         |     |     |     |     | 0          |
| Stolen Vehicle           | 0        | 0         | 2         | 0         | 0         | 2         | 1         | 0         |     |     |     |     | 5          |
| Theft Access Card        | 0        | 1         | 0         | 0         | 0         | 0         | 0         | 0         |     |     |     |     | 1          |
| Trespassing              | 0        | 0         | 0         | 0         | 0         | 0         | 0         | 0         |     |     |     |     | 0          |
| Vandalism                | 0        | 0         | 0         | 0         | 0         | 0         | 0         | 1         |     |     |     |     | 1          |
| Violate Court Order      | 0        | 0         | 0         | 1         | 2         | 0         | 1         | 0         |     |     |     |     | 4          |
| Warrant                  | 0        | 1         | 0         | 0         | 5         | 4         | 2         | 3         |     |     |     |     | 15         |
| Weapons Violation        | 0        | 3         | 1         | 2         | 2         | 0         | 1         | 0         |     |     |     |     | 9          |
| <b>TOTAL</b>             | <b>0</b> | <b>17</b> | <b>17</b> | <b>25</b> | <b>16</b> | <b>41</b> | <b>14</b> | <b>25</b> |     |     |     |     | <b>155</b> |

\*Arrest activity affected by COVID-19 directive

**TWO-YEAR ARREST COMPARISON** (Includes misdemeanor citations)

|      | Jan | Feb | Mar | Apr | May | Jun | Jul | Aug | Sep | Oct | Nov | Dec | Totals |
|------|-----|-----|-----|-----|-----|-----|-----|-----|-----|-----|-----|-----|--------|
| 2020 | 27  | 20  | 8   | 83  | 28  | 31  | 36  | 35  | 29  | 29  | 21  | 18  | 365    |
| 2021 | 0   | 17  | 17  | 25  | 16  | 41  | 14  | 25  |     |     |     |     | 155    |

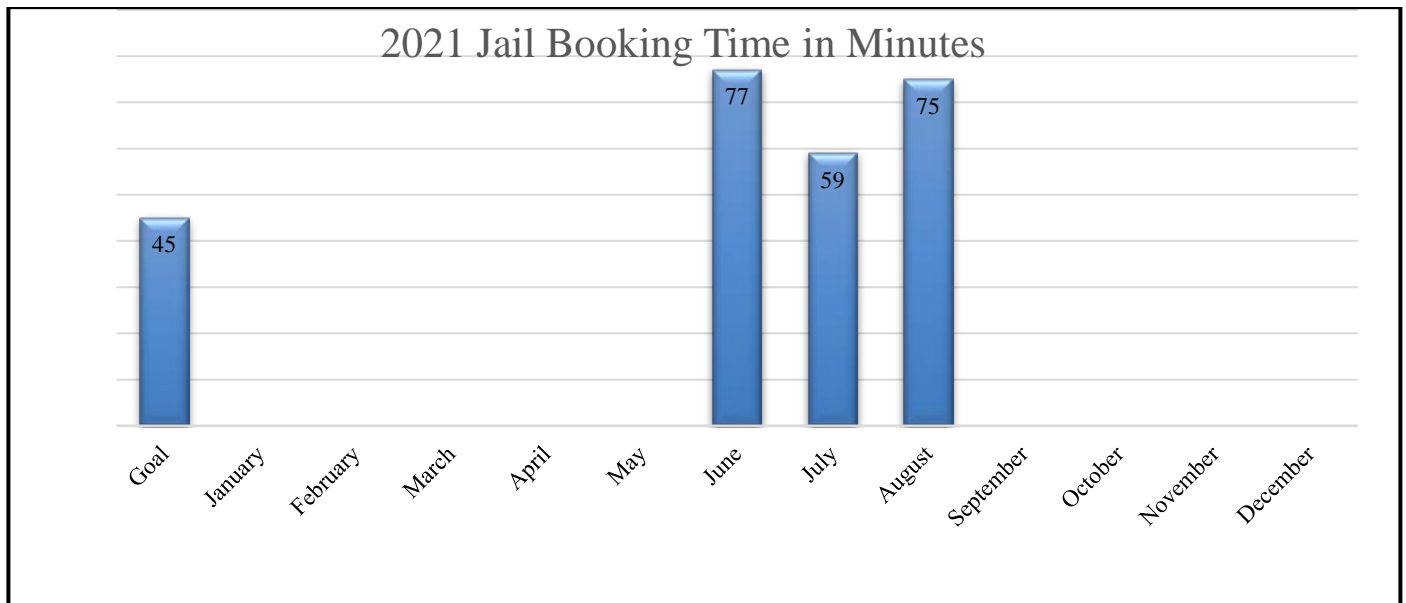
**JUVENILE ARRESTS YEAR TO DATE**

| 2020 | 2021 |
|------|------|
| 2    | 1    |

**(Key Performance Indicator-KPI) PRISONER TRANSPORT ACTIVITY**

KPI-Maintain average “Out of City” time under 45 minutes

|            | Jan | Feb | Mar | Apr | May | Jun | Jul | Aug | Sep | Oct | Nov | Dec | Avg. |
|------------|-----|-----|-----|-----|-----|-----|-----|-----|-----|-----|-----|-----|------|
| Bookings   | N/A | N/A | N/A | N/A | N/A | 3   | 11  | 14  |     |     |     |     | 9    |
| Time (min) | N/A | N/A | N/A | N/A | N/A | 77  | 59  | 75  |     |     |     |     | 70   |



**TRAFFIC COLLISIONS**

**FOUR-YEAR TRAFFIC COLLISION COMPARISON**

| Year | Jan | Feb | Mar | Apr | May | Jun | Jul | Aug | Sep | Oct | Nov | Dec | Total |
|------|-----|-----|-----|-----|-----|-----|-----|-----|-----|-----|-----|-----|-------|
| 2018 | 6   | 3   | 9   | 4   | 4   | 11  | 6   | 8   | 10  | 4   | 5   | 11  | 81    |
| 2019 | 3   | 4   | 9   | 5   | 9   | 7   | 1   | 4   | 8   | 2   | 4   | 2   | 58    |
| 2020 | 2   | 6   | 1   | 4   | 4   | 7   | 4   | 8   | 3   | 3   | 3   | 8   | 53    |
| 2021 | 3   | 6   | 5   | 6   | 10  | 2   | 8   | 9   |     |     |     |     | 49    |

**YTD TRAFFIC COLLISIONS**

| <b>Cause</b>     | <b>Location</b>                 | <b>I</b> | <b>N/I</b> | <b>H/R</b> | <b>B</b> |
|------------------|---------------------------------|----------|------------|------------|----------|
| Unknown          | PVDW/Via Montemar               |          | x          | x          |          |
|                  | 1600 blk Via Garfias            |          | x          | x          |          |
|                  | 600 blk Via Del Monte           |          | x          | x          |          |
|                  | 2500 blk Via Anita              |          | x          | x          |          |
|                  | 1300 blk PVDW                   | x        |            |            | x        |
|                  | 700 blk Via Del Monte           |          | x          | x          |          |
| Right of Way     | 1300 blk Paseo Del Mar          | x        |            |            | x        |
| Unsafe Speed     | 3800 blk PVDN                   | x        |            |            |          |
|                  | 200 blk PVDW                    |          | x          | x          |          |
|                  | 3100 blk Via La Selva           |          | x          |            |          |
|                  | 900 blk Via Coronel             |          | x          |            |          |
|                  | 2200 blk Via Anacapa            |          | x          |            |          |
|                  | 800 blk Via Del Monte           |          | x          |            |          |
|                  | 2700 blk Via Rivera             | x        |            |            | x        |
|                  | 2800 blk Paseo Del Mar          |          | x          |            |          |
|                  | 600 blk Via Del Monte           | x        |            |            | x        |
|                  | 1200 blk Granvia Altamira       |          | x          |            |          |
|                  | 2700 blk Via Campesina          | x        |            |            | x        |
|                  | 100 blk PVDW                    | x        |            |            | x        |
|                  | 2700 blk Via Campesina          |          | x          |            |          |
|                  | 4200 blk Via Valmonte           |          | x          |            |          |
|                  | 3400 blk PVDN                   |          | x          | x          |          |
|                  | 1300 blk Via Coronel            | x        |            |            | x        |
|                  | 1000 blk PVDW                   | x        |            |            | x        |
| Failure to yield | PVDW/ Via Zumaya                | x        |            | x          |          |
|                  | PVDW/ Via Zumaya                |          | x          |            |          |
|                  | PVDW / Paseo Del Mar            | x        |            |            |          |
|                  | 600 blk Epping Rd               |          | x          | x          |          |
|                  | PVDW/Via Zumaya                 | x        |            |            |          |
|                  | PVDW/Via Zumaya                 | x        |            |            |          |
|                  | 1300 blk PVDW                   |          | x          |            |          |
|                  | 1000 blk PVDW                   | x        |            |            | x        |
|                  | 100 blk PVDW                    |          | x          |            |          |
|                  | 400 blk Via Corta               |          | x          |            |          |
| Improper Passing | 400 blk Palos Verdes Drive West | x        |            |            | x        |
|                  | 500 blk Via Del Monte           | x        |            |            | x        |
| DUI              | 200 blk PVDW                    |          | x          |            |          |
|                  | PVDW & Via Montemar             |          | x          |            |          |
|                  | 3800 blk PVDW                   |          | x          |            |          |

|                    |                        |   |   |   |   |
|--------------------|------------------------|---|---|---|---|
| Stop Sign          | PVDW/Paseo Lunado      |   | x | x |   |
|                    | PVDW/Cloyden Rd        |   | x |   |   |
| Wrong Side of Road | PVDW/Paseo Del Mar     |   | x | x |   |
|                    | 300 blk PVDW           |   | x | x |   |
| Unsafe Backing     | 2200 blk Via Fernandez |   | x |   |   |
| Unsafe Turning     | 600 blk Cloyden Rd     |   | x | x |   |
|                    | 2700 blk Paseo Del Mar |   | x |   |   |
|                    | 4000 blk Via Opata     |   | x | x |   |
|                    | 100 blk PVDW           | x |   |   | x |
| Other Than Driver  | 400 blk Paseo Del Mar  |   | x |   |   |

I: Injury

NI: Non-Injury

HR- Hit and Run

B= Bicycle involved

| Type        | Aug-21 | YTD |
|-------------|--------|-----|
| Injury      | 3      | 18  |
| Non-Injury  | 6      | 31  |
| Hit and Run | 3      | 11  |

### INVESTIGATIONS ACTIVITY

#### PART 1 CRIME DATA – CLEARANCE YTD

| Crime              | 2021 YTD Reported | 2021 YTD Cleared | 2021 Percent |
|--------------------|-------------------|------------------|--------------|
| Homicide           | 0                 | 0                | N/A          |
| Rape               | 1                 | 1                | 100%         |
| Aggravated Assault | 0                 | 0                | N/A          |
| Robbery            | 1                 | 0                | 0%           |
| Burglary           | 12                | 11               | 92%          |
| Larceny            | 41                | 3                | 7%           |
| Auto Theft         | 3                 | 1                | 33%          |
| Arson              | 1                 | 0                | 0%           |
| <b>Total</b>       | <b>59</b>         | <b>15</b>        | <b>25%</b>   |

\*Cleared cases include cases that were reported prior to this year, but cleared this year.

#### STOLEN AND RECOVERED VEHICLES – YEAR TO DATE

| Status   | Quantity |
|--|----------|
| Reported Stolen in PALOS VERDES ESTATES                          | 3        |
| PALOS VERDES ESTATES stolen vehicles recovered                   | 1        |
| Recovered in PALOS VERDES ESTATES (stolen in other jurisdiction) | 6        |

\*Recovered stolen vehicles include ones that were reported stolen prior to this year, but recovered this year.



**CRIMINAL COMPLAINTS PRESENTED TO DISTRICT ATTORNEY**

| Type                             | August-2021 | 2021 YTD   |
|----------------------------------|-------------|------------|
| Felony                           | 3           | 16         |
| Misdemeanor                      | 0           | 104        |
| <b>Total</b>                     | <b>3</b>    | <b>120</b> |
| Officer Hearings                 | 0           | 0          |
| D.A. Rejections                  | 0           | 64         |
| Interest of Justice              | 0           | 1          |
| Further Investigation            | 0           | 3          |
| Insufficient Evidence            | 0           | 10         |
| Deferred for Parole Revocation   | 0           | 0          |
| Vic. Non-Desirous of Prosecution | 0           | 1          |
| Directives                       | 0           | 48         |
| Other                            | 0           | 2          |

**(Key Performance Indicator-KPI)-CASE CLEARANCE**

KPI-Maintain case clearance rate of 30%

|             | Jan | Feb | Mar | Apr | May | June | July | Aug | Sept | Oct | Nov | Dec |
|-------------|-----|-----|-----|-----|-----|------|------|-----|------|-----|-----|-----|
| <b>2021</b> | 0%  | 67% | 64% | 42% | 50% | 50%  | 17%  | 13% |      |     |     |     |

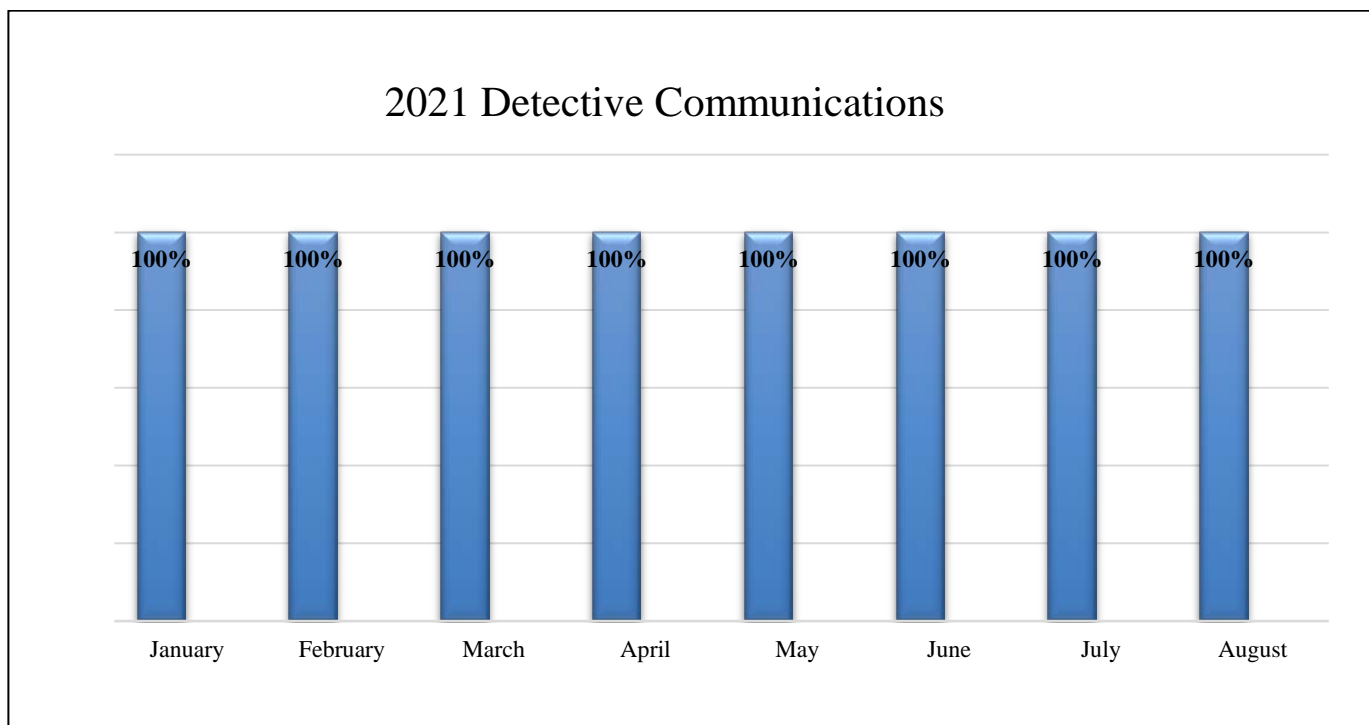


|  | August 2021 | 2021       |
|--|-------------|------------|
| <b>New Cases Opened</b>                  | <b>14</b>   | <b>110</b> |
| <b>Total Closed</b>                      | <b>17</b>   | <b>110</b> |
| Closed ROA                               | 1           | 13         |
| Closed Other                             | 2           | 12         |
| Closed Unfounded                         | 0           | 4          |
| <b>Remainder of cases to investigate</b> | <b>16</b>   | <b>83</b>  |
| Cleared by Arrest                        | 1           | 15         |
| Cleared by Exception                     | 1           | 17         |
| <b>Total Cleared</b>                     | <b>2</b>    | <b>32</b>  |
| <b>Total Clearance Rate</b>              | <b>13%</b>  | <b>41%</b> |
| Closed Admin                             | 11          | 46         |

**(Key Performance Indicator-KPI) DETECTIVE CALL-BACKS**

KPI-Maintain detective communication with victims within 24 hours (90%)

| Jan  | Feb  | Mar  | Apr  | May  | Jun  | Jul  | Aug  | Sep | Oct | Nov | Dec | Avg. |
|------|------|------|------|------|------|------|------|-----|-----|-----|-----|------|
| 100% | 100% | 100% | 100% | 100% | 100% | 100% | 100% |     |     |     |     | 100% |



**(Key Performance Indicator-KPI) 911 CALLS**

KPI-Maintain 95% of 911 calls answered within 10 seconds

|                 | Jan | Feb | Mar | Apr | May | Jun | Jul | Aug | Sep | Oct | Nov | Dec | Avg. |
|-----------------|-----|-----|-----|-----|-----|-----|-----|-----|-----|-----|-----|-----|------|
| 911 Calls       | 247 | 174 | 197 | 210 | 211 | 241 | 250 | 228 |     |     |     |     | 220  |
| % in 10 seconds | 98% | 95% | 97% | 99% | 98% | 96% | 97% | 99% |     |     |     |     | 97%  |

## 2021 911 Calls Answered within 10 seconds

