



MEMORANDUM

POLICE DEPARTMENT

TO: LAURA GUGLIELMO, CITY MANAGER

FROM: TONY BEST, CHIEF OF POLICE

SUBJECT: MONTHLY REPORT FOR MAY 2021

DATE: July 20, 2021

MONTHLY POLICE REPORT

KEY PERFORMANCE INDICATORS (KPI)

KPI	GOAL	PERFORMANCE
Priority 1 response time	Average time within 3 minutes	2:13
Priority 2 response time	Average time within 5 minutes	5:10
Proactivity	Over 60% of CAD* entries	69%
Traffic Citations	60% for moving violations	77%
Jail bookings	“Out of City” under 45 minutes	N/A
Detective case clearance	Clearance rate above 30%	50%
Detective communication	90% within two days of a report	100%
911 Calls answer time	95% answered within 10 seconds	98%

*Computer Aided Dispatch (CAD)

CRIME DATA

In May of 2021, there were eleven Part I Crimes; one residential burglary, one sexual assault, one theft of a motor vehicle, three thefts from a motor vehicle, two thefts of motor vehicle parts, and three property thefts.

During the burglary, the suspect gained entry into the residence through an unlocked side garage door. The suspect was observed during the commission of the burglary and reporting party contacted the PVEPD to report the incident. PVEPD Officers responded to the location and subsequently arrested the suspect for burglary.

The sexual assault involved a suspect and victim who had a previous romantic relationship. The case was investigated and will be presented to the Los Angeles County DA’s Office for filing consideration

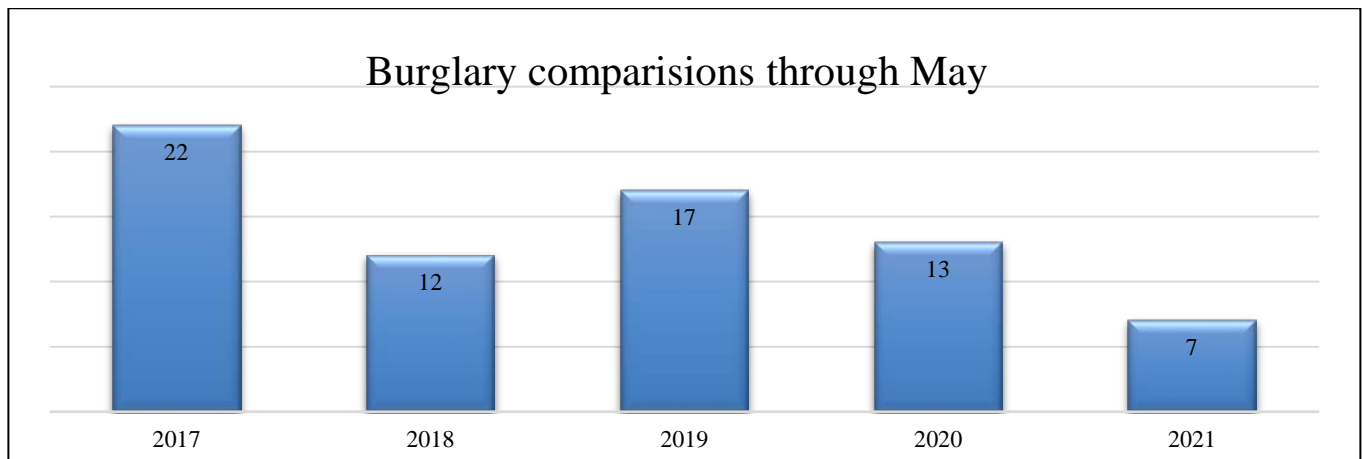
The motor vehicle theft occurred when unknown suspect(s) gained entry into the victim’s vehicle by unknown means. The suspect(s) fled the area with the vehicle undetected.

Of the larcenies, one occurred when the victim placed their skateboard down upon entering a local establishment. The suspect removed the skateboard from the location and fled the area. In the second larceny, the victim placed their backpack along the shoreline while surfing. The suspect(s) removed the backpack and fled the location. In the third larceny, unknown suspect(s) removed unspecified mail from the victim’s mailbox. Suspect(s) altered the victim’s information and obtained checks and currency.

Of the thefts from motor vehicles, two of the vehicles were unlocked when the suspect(s) entered and removed the victims’ property undetected. In the last theft from a motor vehicle, unknown suspect(s) manipulated the vehicle door lock and gained entry into the vehicle. Suspect(s) removed property and fled the area undetected.

In the theft of motor vehicle parts, the suspects removed one catalytic converter from a vehicle and attempted to remove the catalytic converter from another. The suspects in this case were later arrested after a vehicle pursuit through three different South Bay cities.

Crime	May-20	May-21	% Change	2020 YTD	2021 YTD	% Change
Homicide	0	0	n/a	0	0	n/a
Rape	0	1	n/a	0	1	n/a
Aggravated Assault	0	0	n/a	0	0	n/a
Robbery	0	0	n/a	0	1	n/a
Burglary	2	1	-50%	13	7	-46%
Larceny	5	8	60%	18	27	50%
Auto Theft	0	1	n/a	1	2	100%
Arson	0	0	n/a	0	1	n/a
Total	7	11	57%	32	39	22%



FIELD OPERATIONS ACTIVITY

(Key Performance Indicator-KPI)-RESPONSE TIMES

Response times=from the time Dispatch receives the call until the first officer's arrival

Priority 1 (emergency/immediate response)

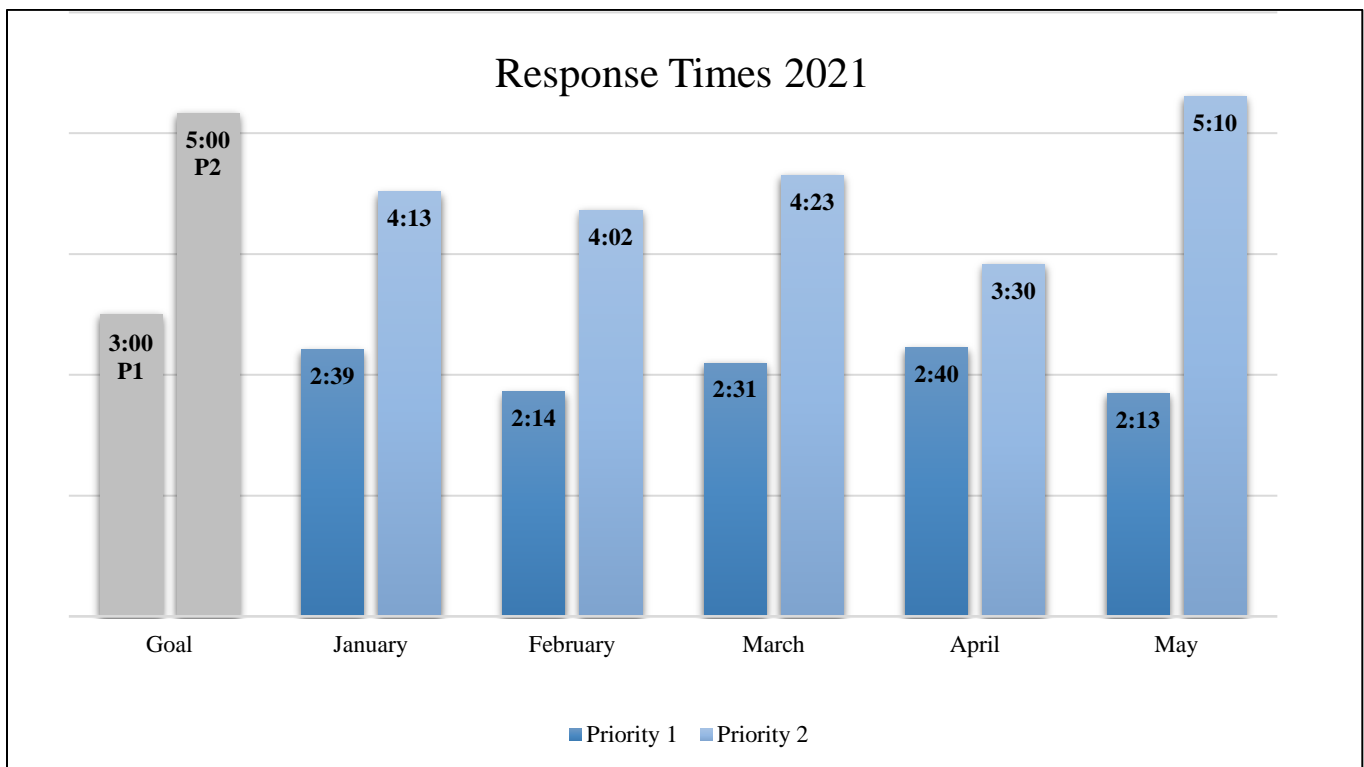
Maintain average Priority 1 response time within 3 minutes

Priority 2 (immediate response, non-emergency)

Maintain average Priority 2 response time within 5 minutes

AVERAGE RESPONSE TIMES

	Jan	Feb	Mar	Apr	May	Jun	Jul	Aug	Sep	Oct	Nov	Dec	Avg.
Priority 1	2:39	2:14	2:31	2:40	2:13								2:27
Priority 2	4:13	4:02	4:23	3:30	5:10								4:15

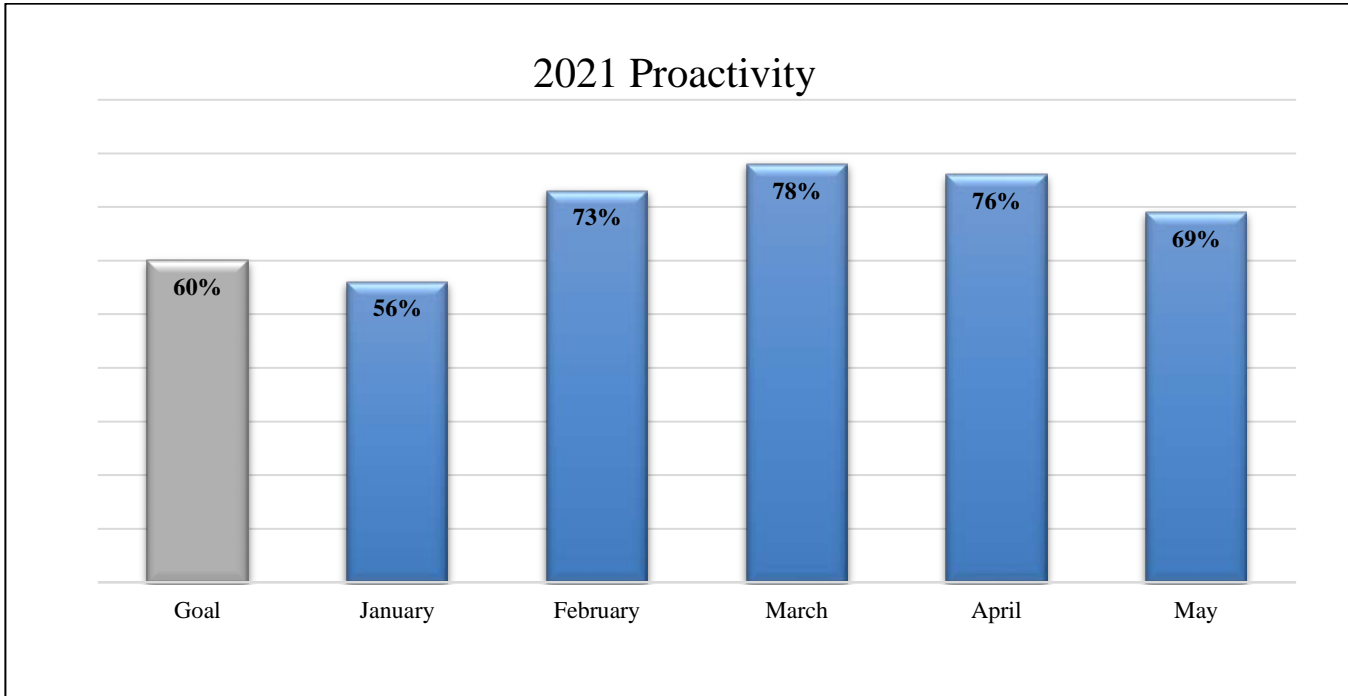


PROACTIVE POLICING

(Key Performance Indicator-KPI) PROACTIVITY

KPI-Maintain proactive policing activity over 60% of total CAD entries

	Jan	Feb	Mar	Apr	May	Jun	Jul	Aug	Sep	Oct	Nov	Dec	Avg.
CAD Entries	1241	1437	2045	2115	1938								1755
Proactive	699	1043	1586	1616	1344								1258
Proactive %	56%	73%	78%	76%	69%								72%



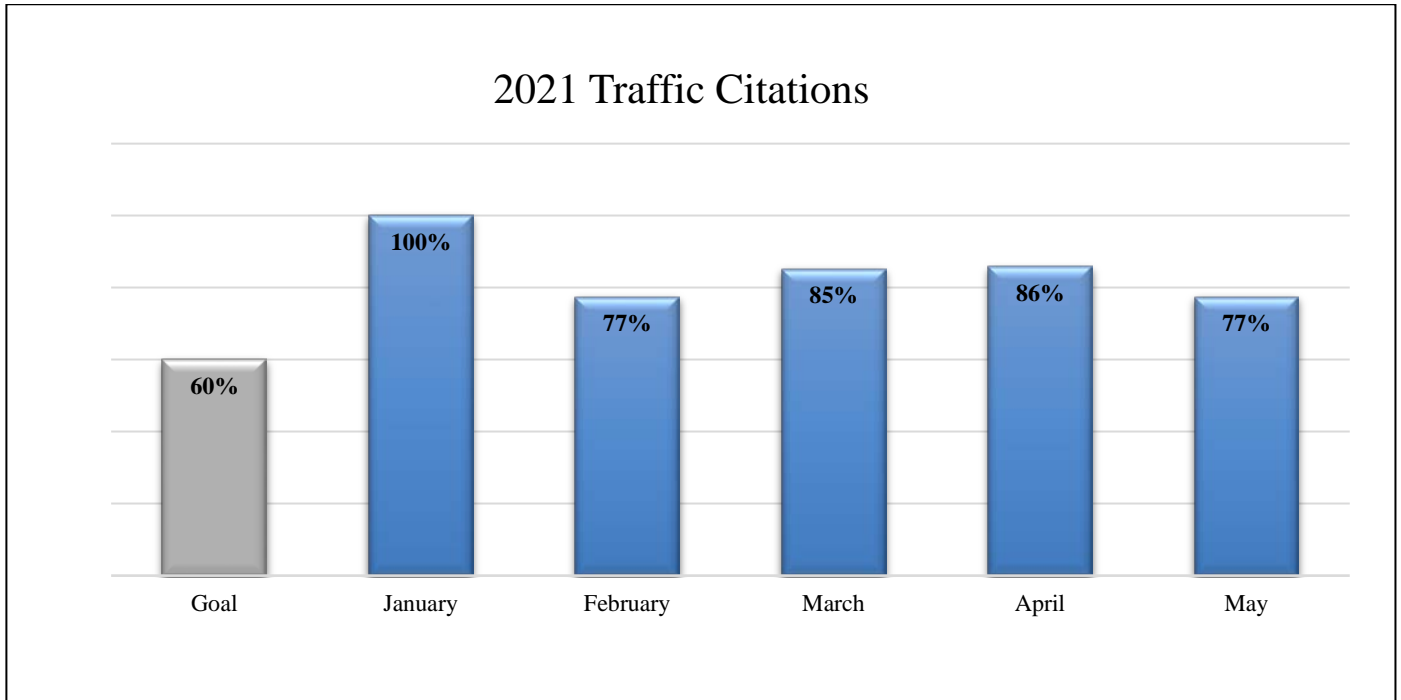
CITATIONS

Type	May-20	YTD	Type	May-21	YTD
Moving/Equipment	19	138	Moving/Equipment	132	331
Speed	0	9	Speed	13	226
Parking	105	459	Parking	154	708
Warning	2	34	Warning	18	65
Total	126	640	Total	317	985

(Key Performance Indicator-KPI) MOVING VIOLATIONS

Maintain 60% of Traffic Citations issued for moving violations

2021	Jan	Feb	Mar	Apr	May	Jun	Jul	Aug	Sep	Oct	Nov	Dec	Total
Traffic Cites	1	84	196	106	62								449
Moving Cites	1	65	167	91	48								372
Percent	100%	77%	85%	86%	77%								83%



SOCIAL HOST ORDINANCE CITATIONS

Apr 2021	YTD
0	0

ARRESTS (Includes misdemeanor citations)

Offense	Jan	Feb	Mar	Apr	May	Jun	Jul	Aug	Sep	Oct	Nov	Dec	YTD
Drunk in Public	0	0	0	0	0								0
Solicitation	0	0	0	0	0								0
Weapons Viol.	0	3	1	2	2								8
Trespassing	0	0	0	0	0								0
Peeping	0	0	0	0	0								0
Warrant	0	1	0	0	5								6
Drugs	0	6	3	10	2								21
Hit and Run	0	1	0	0	0								1
Stolen Vehicle	0	0	2	0	0								2
Car Jacking	0	0	0	0	0								0
DUI	0	1	2	1	0								4
Driver License	0	3	4	7	0								14
Evading Officers	0	0	0	0	0								0
Muni Code	0	0	0	0	0								0
Dom. Violence	0	0	0	0	0								0
Alcohol Related	0	0	0	0	0								0
Burglary Tools	0	0	0	0	0								0
Burglary	0	0	0	0	1								1
Obstruct Officer	0	0	0	0	0								0
Identity Theft	0	0	0	0	0								0
Theft Acc. Crd	0	1	0	0	0								1
Sexual Assault	0	0	0	0	0								0
Drug Paraph.	0	1	4	3	2								10
Court Order	0	0	0	1	2								3
Theft	0	0	0	0	0								0
Grand Theft	0	0	0	0	0								0
Extortion	0	0	0	0	0								0
Robbery	0	0	0	0	0								0
Vandalism	0	0	0	0	0								0
Parole Violation	0	0	0	0	0								0
Poss. stolen prop.	0	0	0	0	2								2
Battery Officer	0	0	0	0	0								0
Terrorist Threats	0	0	1	1	0								2
Fireworks	0	0	0	0	0								0
Exhib. of Speed	0	0	0	0	0								0
Battery	0	0	0	0	0								0
TOTAL	0*	17	17	25	16								75

*Arrest activity affected by COVID-19 directive

TWO-YEAR ARREST COMPARISON (Includes misdemeanor citations)

	Jan	Feb	Mar	Apr	May	Jun	Jul	Aug	Sep	Oct	Nov	Dec	Totals
2020	27	20	8	83	28	31	36	35	29	29	21	18	365
2021	0	17	17	25	16								75

JUVENILE ARRESTS YEAR TO DATE

2020	2021
2	1

(Key Performance Indicator-KPI) PRISONER TRANSPORT ACTIVITY

KPI-Maintain average “Out of City” time under 45 minutes

	Jan	Feb	Mar	Apr	May	Jun	Jul	Aug	Sep	Oct	Nov	Dec	Avg.
Bookings	N/A	N/A	N/A	N/A	N/A								N/A
Time	N/A	N/A	N/A	N/A	N/A								N/A

TRAFFIC COLLISIONS

FOUR-YEAR TRAFFIC COLLISION COMPARISON

Year	Jan	Feb	Mar	Apr	May	Jun	Jul	Aug	Sep	Oct	Nov	Dec	Total
2018	6	3	9	4	4	11	6	8	10	4	5	11	81
2019	3	4	9	5	9	7	1	4	8	2	4	2	58
2020	2	6	1	4	4	7	4	8	3	3	3	8	53
2021	3	6	5	6	10								30

YTD TRAFFIC COLLISIONS

Cause	Location	I	N/I	H/R	B
Unknown	PVDW/Via Montemar		x	x	
	1600 blk Via Garfias		x	x	
	600 blk Via Del Monte		x	x	
	2500 blk Via Anita		x	x	
	700 blk Via Del Monte		x	x	
Right of Way	1300 blk Paseo Del Mar	x			x
Unsafe Speed	3800 blk PVDN	x			
	200 blk PVDW		x	x	
	3100 blk Via La Selva		x		
	900 blk Via Coronel		x		
	2200 blk Via Anacapa		x		
	800 blk Via Del Monte		x		
	2700 blk Via Rivera	x			x
	2800 blk Paseo Del Mar		x		

	600 blk Via Del Monte	x			x
Failure to yield	PVDW/ Via Zumaya	x		x	
	PVDW/ Via Zumaya		x		
	PVDW / Paseo Del Mar	x			
	600 blk Epping Rd		x	x	
	PVDW/Via Zumaya	x			
	PVDW/Via Zumaya	x			
	1300 blk PVDW		x		
Improper Passing	400 blk Palos Verdes Drive West	x			x
	500 blk Via Del Monte	x			x
DUI	200 blk PVDW		x		
	3800 blk PVDW		x		
Stop Sign	PVDW/Paseo Lunado		x	x	
Wrong Side of Road	PVDW/Paseo Del Mar		x	x	
Unsafe Backing	2200 blk Via Fernandez		x		
Unsafe Turning	600 blk Cloyden Rd		x	x	

I: Injury

NI: Non-Injury

HR- Hit and Run

B= Bicycle involved

Type	May-21	YTD
Injury	4	11
Non-Injury	6	19
Hit and Run	2	8

INVESTIGATIONS ACTIVITY

PART 1 CRIME DATA – CLEARANCE YTD

Crime	2021 YTD Reported	2021 YTD Cleared	2021 Percent
Homicide	0	0	N/A
Rape	1	1	100%
Aggravated Assault	0	0	N/A
Robbery	1	0	0%
Burglary	7	9	129%
Larceny	27	6	22%
Auto Theft	2	1	50%
Arson	1	0	0%
Total	39	17	44%

*Cleared cases include cases that were reported prior to this year, but cleared this year.

STOLEN AND RECOVERED VEHICLES – YEAR TO DATE

Status	Quantity
Reported Stolen in PALOS VERDES ESTATES	2
PALOS VERDES ESTATES stolen vehicles recovered	1
Recovered in PALOS VERDES ESTATES (stolen in other jurisdiction)	3

*Recovered stolen vehicles include ones that were reported stolen prior to this year, but recovered this year.

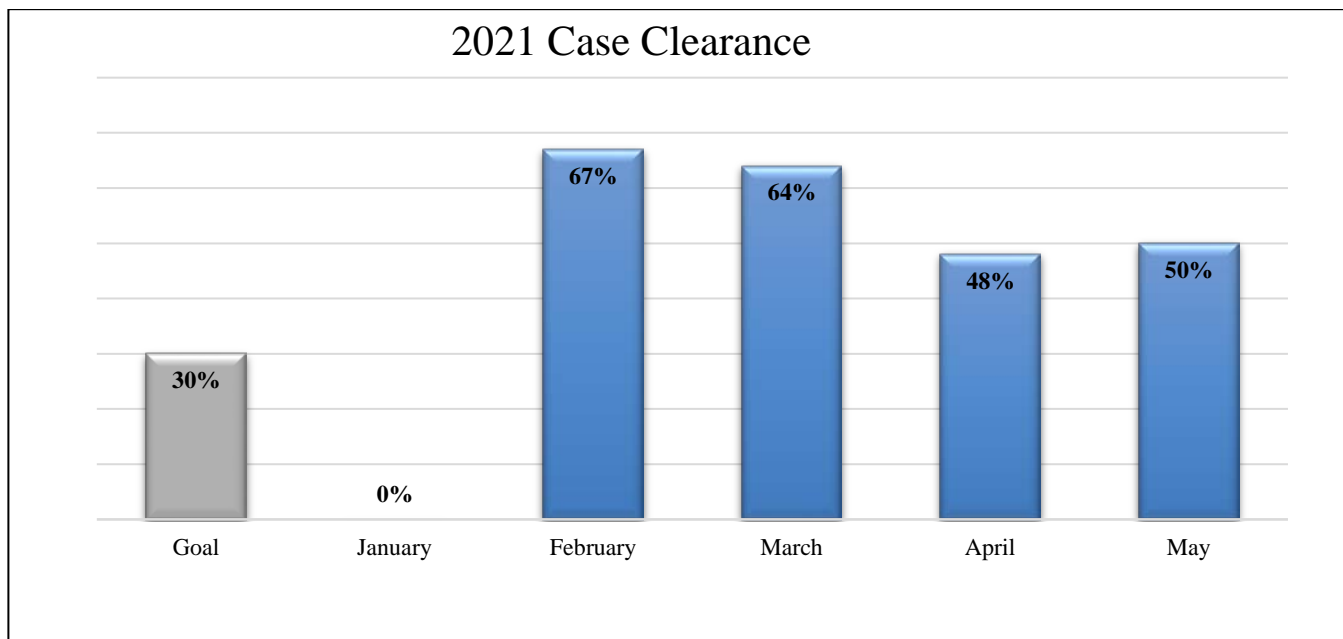
CRIMINAL COMPLAINTS PRESENTED TO DISTRICT ATTORNEY

Type	May	2021 YTD
Felony	2	10
Misdemeanor	17	96
Total	19	106
Officer Hearings	0	0
D.A. Rejections	11	59
Interest of Justice	0	0
Further Investigation	1	3
Insufficient Evidence	1	8
Deferred for Parole Revocation	0	0
Vic. Non-Desirous of Prosecution	0	1
Directives	9	45
Other	0	2

(Key Performance Indicator-KPI)-CASE CLEARANCE

KPI-Maintain case clearance rate of 30%

	Jan	Feb	Mar	Apr	May	Jun	Jul	Aug	Sep	Oct	Nov	Dec
2021	0%	67%	64%	48%	50%							

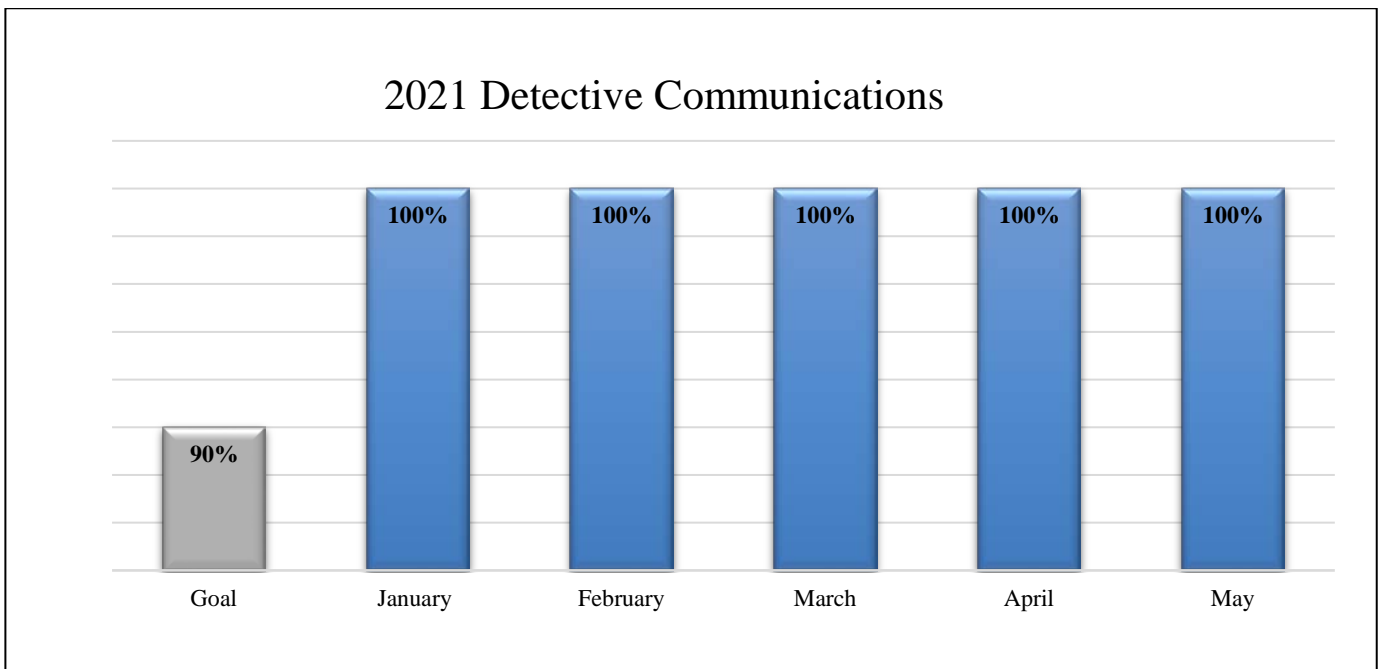


	May 2021	2021
New Cases Opened	18	72
Total Closed	11	75
Closed ROA	1	6
Closed Other	2	9
Closed Unfounded	0	4
Remainder of cases to investigate	8	56
Cleared by Arrest	2	11
Cleared by Exception	2	16
Total Cleared	4	27
Total Clearance Rate	50%	48%
Closed Admin	4	29

(Key Performance Indicator-KPI) DETECTIVE CALL-BACKS

KPI-Maintain detective communication with victims within 24 hours (90%)

Jan	Feb	Mar	Apr	May	Jun	Jul	Aug	Sep	Oct	Nov	Dec	Avg.
100%	100%	100%	100%	100%								100%



(Key Performance Indicator-KPI) 911 CALLS

KPI-Maintain 95% of 911 calls answered within 10 seconds

	Jan	Feb	Mar	Apr	May	Jun	Jul	Aug	Sep	Oct	Nov	Dec	Avg.
911 Calls	247	174	197	210	211								208
% in 10 seconds	98%	95%	97%	99%	98%								97%

2021 911 Calls Answer Times within 10 seconds

