



MEMORANDUM

POLICE DEPARTMENT

TO: LAURA GUGLIELMO, CITY MANAGER
FROM: TONY BEST, ACTING CHIEF OF POLICE
SUBJECT: MONTHLY REPORT FOR MARCH 2021
DATE: May 3, 2021

MONTHLY POLICE REPORT

KEY PERFORMANCE INDICATORS (KPI)

KPI	GOAL	PERFORMANCE
Priority 1 response time	Average time within 3 minutes	2:31
Priority 2 response time	Average time within 5 minutes	4:23
Proactivity	Over 60% of CAD* entries	78%
Traffic Citations	60% for moving violations	85%
Jail bookings	“Out of City” under 45 minutes	N/A
Detective case clearance	Clearance rate above 30%	64%
Detective communication	90% within two days of a report	100%
911 Calls answer time	95% answered within 10 seconds	97%

*Computer Aided Dispatch (CAD)

CRIME DATA

During March of 2021, there were seven Part I Crimes; one residential burglary, three thefts from a motor vehicle, one arson, and two property thefts.

During the one burglary, unknown suspect(s) gain entry into the residence by smashing the rear sliding glass door that leads into the master bedroom. Upon entering the residence, suspect(s) ransacked multiple bedrooms and removed property undetected.

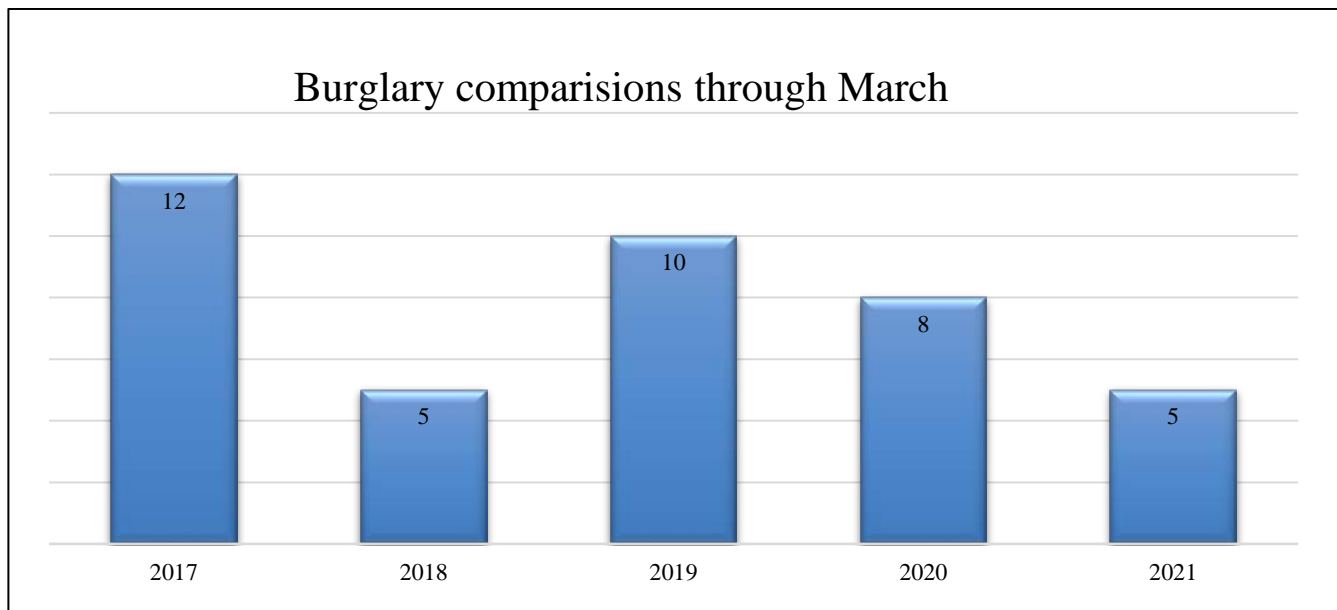
Of the thefts from motor vehicles, one was from an unlocked vehicle, and two were from locked vehicles.

Of the larcenies, the first involved the victim’s adult child inviting multiple friends (NFD) to the residence while the victim was away. An unknown friend/suspect removed multiple items from the residence undetected and fled the area.

In the second larceny, the victim deposited mail (personal check) in a USPS drop box located in the City of Palos Verdes Estates. The suspect in this case subsequently removed the deposited item and fled the area undetected.

The last Part One crime was arson, in which officers responded to a call of a vehicle fire in the 3100 block of Paseo Del Campo. Upon investigation, it was believed that an accelerant was used on the inside of the vehicle. The owner of the car later reported it stolen.

Crime	Mar-20	Mar-21	% Change	2020 YTD	2021 YTD	% Change
Homicide	0	0	n/a	0	0	n/a
Rape	0	0	n/a	0	0	n/a
Aggravated Assault	0	0	n/a	0	0	n/a
Robbery	0	0	n/a	0	1	n/a
Burglary	1	1	0%	8	5	-38%
Larceny	2	5	150%	8	12	50%
Auto Theft	0	0	n/a	1	0	-100%
Arson	0	1	n/a	0	1	n/a
Total	3	7	133%	17	19	12%



FIELD OPERATIONS ACTIVITY

(Key Performance Indicator-KPI)-RESPONSE TIMES

Response times=from the time Dispatch receives the call until the first officer's arrival

Priority 1 (emergency/immediate response)

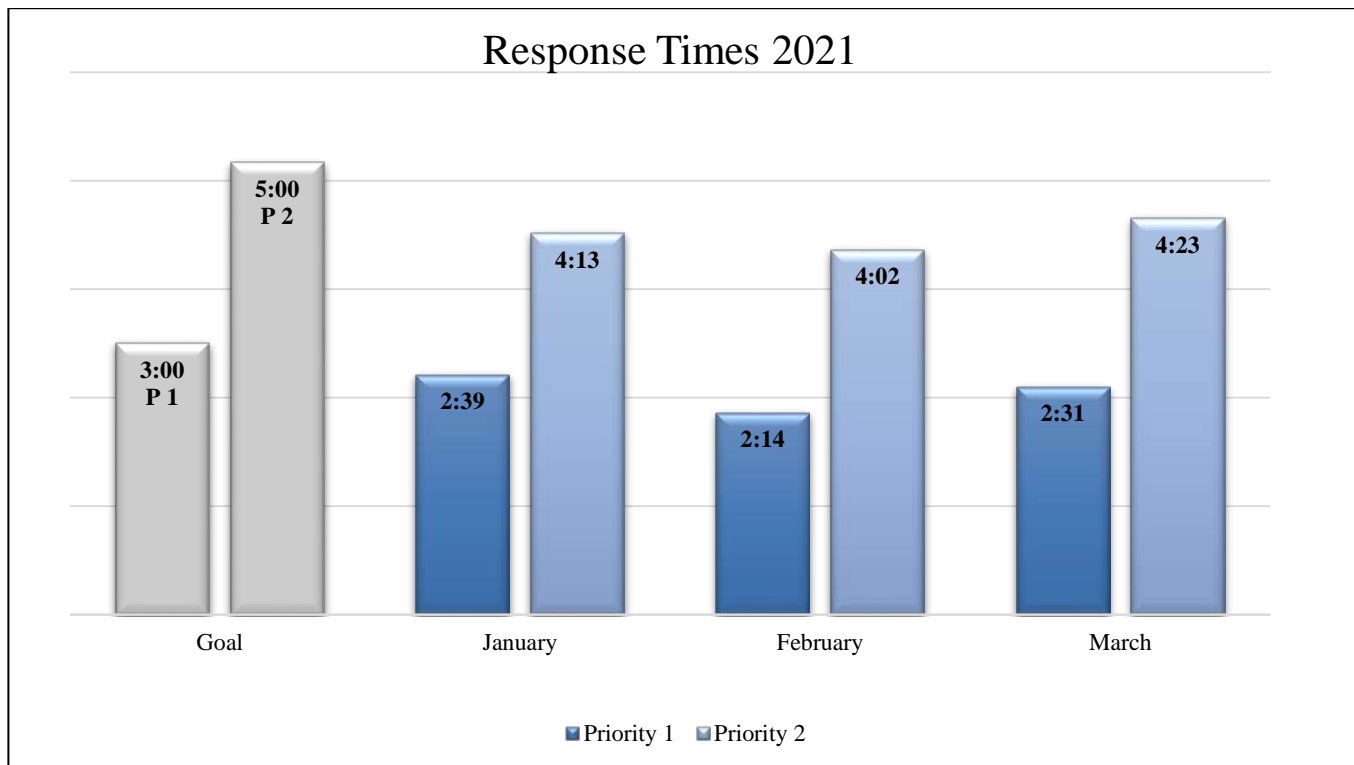
Maintain average Priority 1 response time within 3 minutes

Priority 2 (immediate response, non-emergency)

Maintain average Priority 2 response time within 5 minutes

AVERAGE RESPONSE TIMES

	Jan	Feb	Mar	Apr	May	Jun	Jul	Aug	Sep	Oct	Nov	Dec	Avg.
Priority 1	2:39	2:14	2:31										2:28
Priority 2	4:13	4:02	4:23										4:12

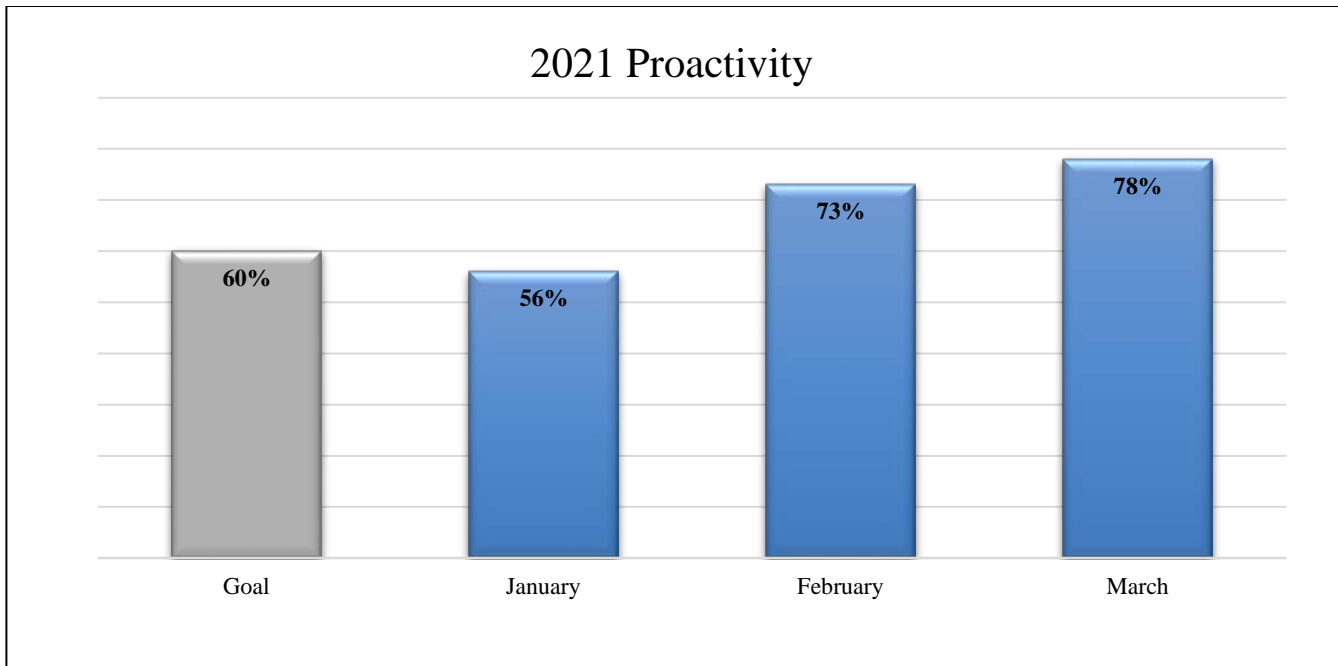


PROACTIVE POLICING

(Key Performance Indicator-KPI) PROACTIVITY

KPI-Maintain proactive policing activity over 60% of total CAD entries

	Jan	Feb	Mar	Apr	May	Jun	Jul	Aug	Sep	Oct	Nov	Dec	Avg.
CAD Entries	1241	1437	2045										1574
Proactive	699	1043	1586										1109
Proactive %	56%	73%	78%										69%



CITATIONS

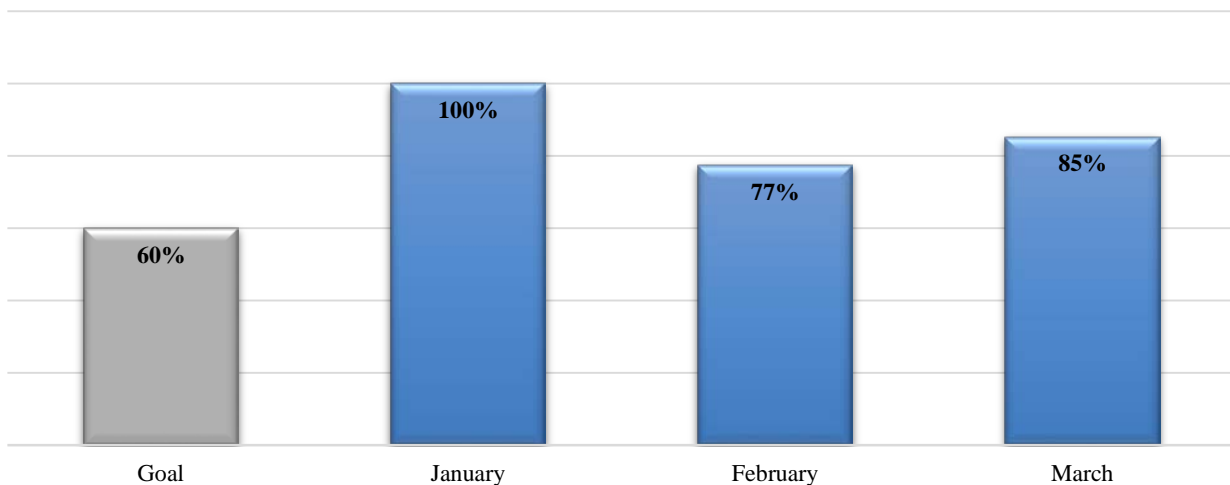
Type	Mar-20	YTD	Type	Mar-21	YTD
Moving/Equipment	10	32	Moving/Equipment	99	135
Speed	1	8	Speed	108	160
Parking	114	292	Parking	136	399
Written Warning	11	26	Written Warning	29	61
Total	136	358	Total	372	753

(Key Performance Indicator-KPI) MOVING VIOLATIONS

Maintain 60% of Traffic Citations issued for moving violations

2021	Jan	Feb	Mar	Apr	May	Jun	Jul	Aug	Sep	Oct	Nov	Dec	Total
Traffic Cites	1	84	196										281
Moving Cites	1	65	167										233
Percent	100%	77%	85%										83%

2021 Traffic Citations



SOCIAL HOST ORDINANCE CITATIONS

Mar 2021	YTD
0	0

ARRESTS (Includes misdemeanor citations)

Offense	Jan	Feb	Mar	Apr	May	Jun	Jul	Aug	Sep	Oct	Nov	Dec	YTD
Drunk in Public	0	0	0										0
Solicitation	0	0	0										0
Weapons Viol.	0	3	1										3
Trespassing	0	0	0										0
Peeping	0	0	0										0
Warrant	0	1	0										1
Drugs	0	6	3										6
Hit and Run	0	1	0										1
Stolen Vehicle	0	0	2										0
Car Jacking	0	0	0										0
DUI	0	1	2										1
Driver License	0	3	4										3
Evading Officers	0	0	0										0
Muni Code	0	0	0										0
Dom. Violence	0	0	0										0
Alcohol Related	0	0	0										0
Burglary Tools	0	0	0										0
Burglary	0	0	0										0
Obstruct Officer	0	0	0										0

Identity Theft	0	0	0										0
Theft Acc. Crd	0	1	0										1
Sexual Assault	0	0	0										0
Drug Paraph.	0	1	4										1
Court Order	0	0	0										0
Theft	0	0	0										0
Grand Theft	0	0	0										0
Extortion	0	0	0										0
Robbery	0	0	0										0
Vandalism	0	0	0										0
Parole Violation	0	0	0										0
Poss. stolen prop.	0	0	0										0
Battery Officer	0	0	0										0
Terrorist Threats	0	0	1										0
Fireworks	0	0	0										0
Exhib. of Speed	0	0	0										0
Battery	0	0	0										0
COVID-19 Order	0	0	0										0
TOTAL	0*	17	17										34

*Arrest activity affected by COVID-19 directive

TWO-YEAR ARREST COMPARISON (Includes misdemeanor citations)

	Jan	Feb	Mar	Apr	May	Jun	Jul	Aug	Sep	Oct	Nov	Dec	Totals
2020	27	20	8	83	28	31	36	35	29	29	21	18	365
2021	0	17	17										34

JUVENILE ARRESTS YEAR TO DATE

2020	2021
2	1

(Key Performance Indicator-KPI) PRISONER TRANSPORT ACTIVITY

KPI-Maintain average “Out of City” time under 45 minutes

	Jan	Feb	Mar	Apr	May	Jun	Jul	Aug	Sep	Oct	Nov	Dec	Avg.
Bookings	N/A	N/A	N/A	N/A	N/A	N/A	N/A	N/A	N/A	N/A	N/A	N/A	N/A
Time	N/A	N/A	N/A	N/A	N/A	N/A	N/A	N/A	N/A	N/A	N/A	N/A	N/A

TRAFFIC COLLISIONS

FOUR-YEAR TRAFFIC COLLISION COMPARISON

Year	Jan	Feb	Mar	Apr	May	Jun	Jul	Aug	Sep	Oct	Nov	Dec	Total
2018	6	3	9	4	4	11	6	8	10	4	5	11	81
2019	3	4	9	5	9	7	1	4	8	2	4	2	58
2020	2	6	1	4	4	7	4	8	3	3	3	8	53
2021	3	6	5										14

YTD TRAFFIC COLLISIONS

Cause	Location	I	N/I	H/R	B
Unknown	PVDW/Via Montemar		x	x	
	1600 blk Via Garfias		x	x	
	600 blk Via Del Monte		x	x	
Right of Way	1300 blk Paseo Del Mar	x			x
Unsafe Speed	3800 blk PVDN	x			
	200 blk PVDW		x	x	
	3100 blk Via La Selva		x		
	900 blk Via Coronel		x		
	2200 blk Via Anacapa		x		
Failure to yield	PVDW/ Via Zumaya	x		x	
	PVDW/Paseo Lunado		x	x	
DUI	200 blk PVDW		x		
	3800 blk PVDN	x			
Wrong Side of Road	PVDW/Paseo Del Mar		x		

I: Injury

NI: Non-Injury

HR- Hit and Run

B= Bicycle involved

Type	Mar-21	YTD
Injury	1	4
Non-Injury	4	10
Hit and Run	2	6

INVESTIGATIONS ACTIVITY

PART 1 CRIME DATA – CLEARANCE YTD

Crime	2021 YTD Reported	2021 YTD Cleared	2021 Percent
Homicide	0	0	N/A
Rape	0	0	N/A
Aggravated Assault	0	0	N/A
Robbery	1	0	0%
Burglary	5	7	140%
Larceny	12	3	25%
Auto Theft	0	1	100%
Arson	1	0	0%
Total	19	11	58%

*Cleared cases include cases that were reported prior to this year, but cleared this year.

STOLEN AND RECOVERED VEHICLES – YEAR TO DATE

Status	Quantity
Reported Stolen in PALOS VERDES ESTATES	0
PALOS VERDES ESTATES stolen vehicles recovered	0
Recovered in PALOS VERDES ESTATES (stolen in other jurisdiction)	2

*Recovered stolen vehicles include ones that were reported stolen prior to this year, but recovered this year.

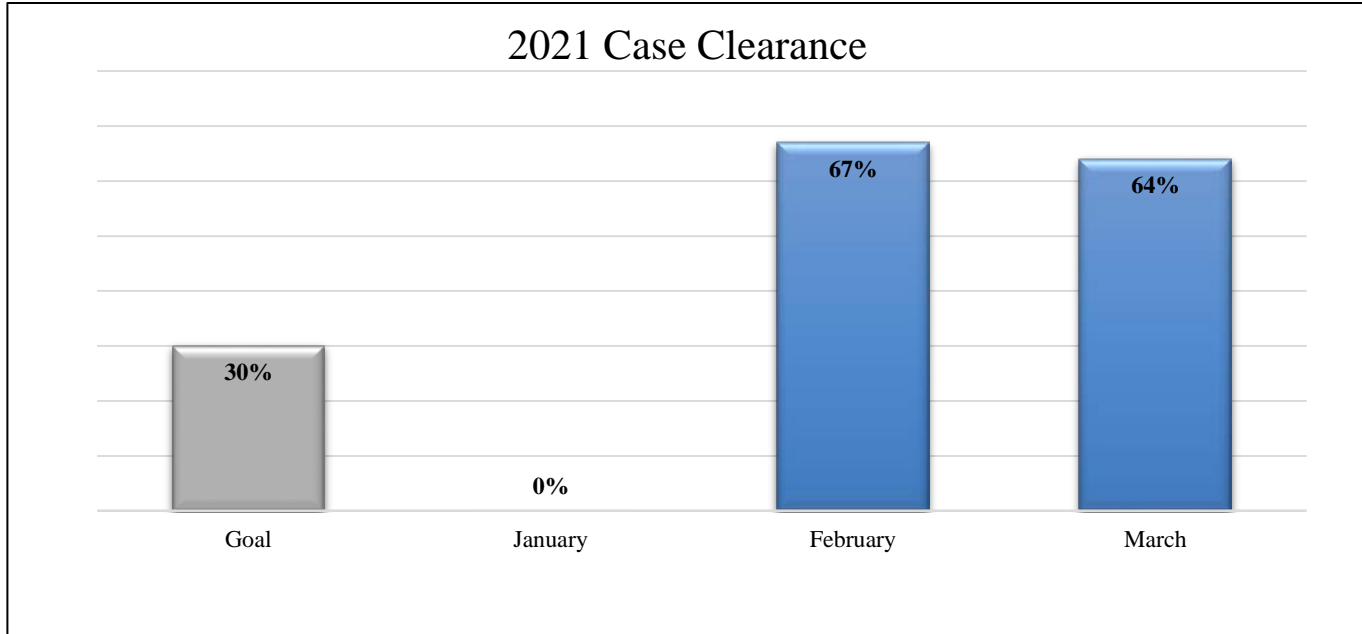
CRIMINAL COMPLAINTS PRESENTED TO DISTRICT ATTORNEY

Type	March	2021 YTD
Felony	1	4
Misdemeanor	23	54
Total	24	58
Officer Hearings	0	0
D.A. Rejections	17	35
Interest of Justice	0	0
Further Investigation	0	2
Insufficient Evidence	2	3
Deferred for Parole Revocation	0	0
Vic. Non-Desirous of Prosecution	0	1
Directives	15	27
Other	0	2

(Key Performance Indicator-KPI)-CASE CLEARANCE

KPI-Maintain case clearance rate of 30%

	Jan	Feb	Mar	Apr	May	Jun	Jul	Aug	Sep	Oct	Nov	Dec
2021	0%	67%	64%									



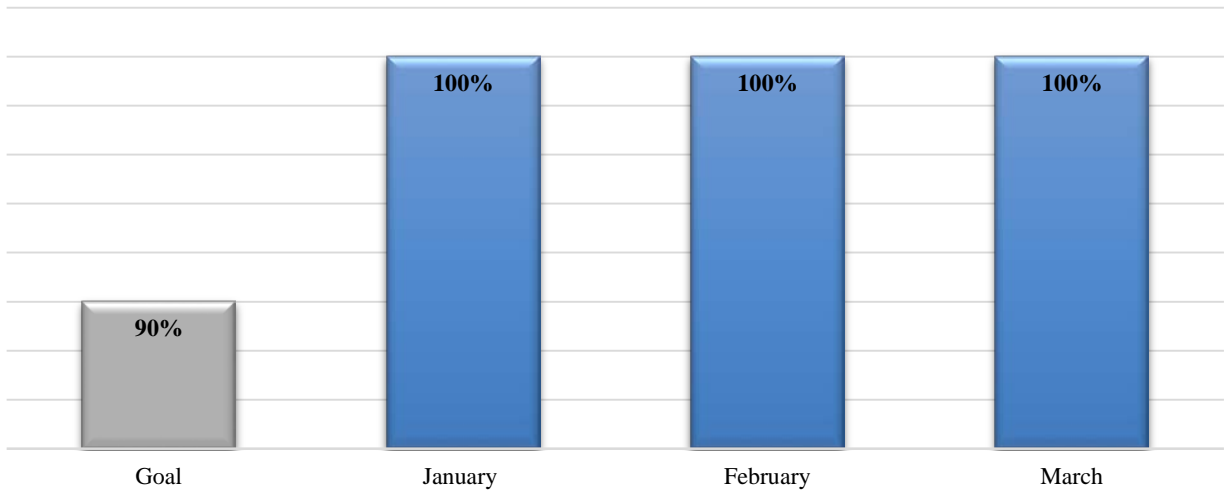
	March 2021	2021
New Cases Opened	13	35
Total Closed	19	39
Closed ROA	1	3
Closed Other	3	5
Closed Unfounded	1	2
Remainder of cases to investigate	14	29
Cleared by Arrest	4	5
Cleared by Exception	5	10
Total Cleared	9	15
Total Clearance Rate	64%	52%
Closed Admin	6	14

(Key Performance Indicator-KPI) DETECTIVE CALL-BACKS

KPI-Maintain detective communication with victims within 24 hours (90%)

Jan	Feb	Mar	Apr	May	Jun	Jul	Aug	Sep	Oct	Nov	Dec	Avg.
100%	100%	100%										100%

2021 Detective Communications



(Key Performance Indicator-KPI) 911 CALLS

KPI-Maintain 95% of 911 calls answered within 10 seconds

	Jan	Feb	Mar	Apr	May	Jun	Jul	Aug	Sep	Oct	Nov	Dec	Avg.
911 Calls	247	174	197										206
% in 10 seconds	98%	95%	97%										97%

2021 911 Calls Answer Time

